

Global Analysis of Nuclear Parton Distributions

Daniel de Florian*

*Departamento de Física and IFIBA, Facultad de Ciencias Exactas y Naturales,
Universidad de Buenos Aires, Ciudad Universitaria, Pabellón 1 (1428) Buenos Aires, Argentina and
Institut für Theoretische Physik, Universität Zürich, CH-8057 Zürich, Switzerland*

Rodolfo Sassot[†] and Pia Zurita[‡]

*Departamento de Física and IFIBA, Facultad de Ciencias Exactas y Naturales,
Universidad de Buenos Aires, Ciudad Universitaria, Pabellón 1 (1428) Buenos Aires, Argentina*

Marco Stratmann[§]

Physics Department, Brookhaven National Laboratory, Upton, NY 11973, USA

We present a new global QCD analysis of nuclear parton distribution functions and their uncertainties. In addition to the most commonly analyzed data sets for the deep-inelastic scattering of charged leptons off nuclei and Drell-Yan di-lepton production, we include also measurements for neutrino-nucleus scattering and inclusive pion production in deuteron-gold collisions. The analysis is performed at next-to-leading order accuracy in perturbative QCD in a general mass variable flavor number scheme, adopting a current set of free nucleon parton distribution functions, defined accordingly, as reference. The emerging picture is one of consistency, where universal nuclear modification factors for each parton flavor reproduce the main features of all data without any significant tension among the different sets. We use the Hessian method to estimate the uncertainties of the obtained nuclear modification factors and examine critically their range of validity in view of the sparse kinematic coverage of the present data. We briefly present several applications of our nuclear parton densities in hard nuclear reactions at BNL-RHIC, CERN-LHC, and a future electron-ion collider.

PACS numbers: 12.38.-t, 24.85.+p, 13.15.+g, 13.60.-r

I. INTRODUCTION AND MOTIVATION

In spite of the remarkable phenomenological success of Quantum Chromodynamics (QCD) as the theory of strong interactions, a detailed understanding of the role of quark and gluon degrees of freedom in nuclear matter is still lacking and subject to ongoing experimental and theoretical efforts. In this context, the rather unexpected discovery, almost three decades ago, that quarks and gluons in bound nucleons exhibit non-trivial momentum distributions, noticeably different from those measured in free or loosely bound nucleons [1], has triggered a long-standing quest for more and more precise determinations of nuclear parton distribution functions (nPDFs). These endeavors have led to increasingly accurate and comprehensive measurements of cross sections involving different hard scattering processes and nuclear targets [2], a better theoretical insight into the underlying physics, and a more refined framework for analyses of nPDFs [3–5].

On the one hand, a reliable extraction of nPDFs from data is required for a deeper understanding of the mechanisms associated with nuclear binding from a QCD improved parton model perspective, including a verifica-

tion of various proposed nuclear modifications whose phenomenological details vary from model to model [6], leading to a wide spread of expectations. On the other hand, nPDFs are a vital input for the theoretical interpretation and analyses of a large variety of ongoing and future high energy nuclear physics experiments, such as, for instance, heavy ion collisions at BNL-RHIC, proton-nucleus collisions to be performed at CERN-LHC [7, 8], or deep-inelastic neutrino-nucleus interactions in long baseline neutrino experiments [9]. Another important physics objective related to nPDFs is to explore and quantify the effects of multiple rescatterings and recombinations of small momentum fraction gluons, leading to deviations [10] from the linear scale evolution usually assumed for nPDFs. The transition to the saturation regime is often characterized by the saturation scale Q_s which depends on both the relevant momentum fraction x and the atomic number A . Important quantitative benchmark tests of saturation phenomena can be performed at a future electron-heavy ion collider [11, 12]. As a result, the kinematic range and the accuracy at which nPDFs are known will continue to be a topical issue in many areas of high energy nuclear physics.

In the last few years, significant progress has been made in obtaining nPDFs from data. In addition to the theoretical improvements nowadays routinely used in modern extractions of free proton PDFs, such as the consistent implementation of QCD corrections beyond the leading order [3] and uncertainty estimates [4, 5],

*Electronic address: deflo@df.uba.ar

†Electronic address: sassot@df.uba.ar

‡Electronic address: pia@df.uba.ar

§Electronic address: marco@bnl.gov

the most recent determinations of nPDFs have also extended the types of data sets taken into account, moving towards truly global QCD analyses of nuclear effects [5, 13–15]. The addition of novel hard probes to the fit does not only lead to better constrained sets of nPDFs and allows one to study the nuclear modification to the different parton species individually, but also tests the assumed process independence of nuclear effects. Verifying the range of applicability of standard factorization theorems and the universality of nPDFs for hard probes in nuclear collisions is of outmost importance as formally power suppressed “higher twist” contributions can be much enhanced due to the larger density of gluons in heavy nuclei.

The deep-inelastic scattering (DIS) of charged leptons off nuclear targets not only initiated all studies of nPDFs but still provides the best constraints on nuclear modifications for quark distributions. Current data comprise a wide selection of nuclei from helium to lead, are presented as ratios of structure functions for two different nuclei, and roughly span the range $0.01 \lesssim x \lesssim 1$ of momentum fractions. Although a separation between quarks and antiquarks is not possible based on these data alone, DIS at medium-to-large x mainly probes valence quarks, while data at lower momentum fractions $x \simeq 0.01$ are sensitive to nuclear modifications of sea quarks. Upon combination with available data on Drell-Yan (DY) di-lepton production off nuclear targets, a better discrimination between valence and sea quarks can be achieved, mainly hampered, however, by large experimental uncertainties and the limited kinematic coverage.

DIS and DY data only loosely constrain the nuclear modifications to the gluon density because they cover a too limited range in the hard energy scale Q such that evolution effects are small and at best comparable to the current experimental precision. To remedy this situation and to further constrain the nuclear gluon density, data from BNL-RHIC for inclusive pion production in deuteron-gold (dAu) collisions have been included in the analysis of nPDFs performed in Ref. [5]. Gluon initiated processes are known to be dominant in inclusive hadron or jet production at RHIC at not too large transverse momenta p_T [16], and analogous data for polarized proton-proton collisions indeed provide the best constraint on the helicity dependent gluon density [17]. Not surprisingly, the data for dAu collisions at mid rapidity used in the fit in Ref. [5] have a significant impact on their determination of the gluon distribution in a gold nucleus. The corresponding nuclear modification for gluons at medium to large x turned out to be much more pronounced than in previous estimates [3, 4] and also much larger than those found for all the other partonic species.

Another promising avenue for significant improvements in extractions of nPDFs is neutrino induced DIS off iron and lead targets available from NuTeV [18], CDHSW [19], and CHORUS [20]. These data receive their importance from their discriminating power between nuclear modifications for quarks and antiquarks and have been

included in a series of analyses in Refs. [13, 15]. Unexpectedly, the correction factors obtained from neutrino scattering data are found to differ significantly both in shape and in magnitude from those extracted with the more traditional charged lepton probes [13, 15]. At variance with these results, Ref. [14] confronts the neutrino DIS cross sections with nPDFs obtained in [5] without any refitting and finds no apparent disagreement between the nuclear effects obtained from different hard probes.

The global QCD analysis of nPDFs presented here incorporates in a comprehensive way all of the above mentioned improvements. The resulting set of nPDFs at next-to-leading order (NLO) accuracy supersedes previous work presented in [3]. The fitting procedure is efficiently performed in Mellin moment space based on techniques presented and used in [17, 21]. We adopt a contemporary set of free nucleon PDFs [22] defined in leading-twist collinear factorization in the $\overline{\text{MS}}$ scheme as our reference distribution to quantify modifications of PDFs in nuclei. The same general mass variable flavor number scheme (GM-VFNS) as in [22] is used in our analysis to define charm and bottom quark contributions.

We utilize the Hessian method [23] to estimate the uncertainties of the nuclear modification factors for quarks and gluons originating from the experimental errors on the fitted data points and examine critically their range of validity in view of the sparse kinematic coverage of the present data. The resulting eigenvector sets of nPDFs enable one to propagate uncertainties to any desired observable. We also highlight interesting complications due the possibility of having negative parton densities beyond the leading order approximation at small values of x in the vicinity of typical initial scales of 1 GeV for PDF evolution without spoiling the positivity of measured physical observables. Such a scenario is realized for our reference gluon density at NLO (and beyond) in a free nucleon [22] and propagates also to the gluon distribution in nuclei obtained in this analysis.

In addition to the neutral pion production data from PHENIX [24] used in [5], we include also the charged [25] and the recently published neutral pion [26] data from the STAR experiment in our fit. Instead of adopting only vacuum parton-to-pion fragmentation functions (FFs), such as the ones given in Ref. [27], in our calculations, we account for possible medium modifications in the formation of the pions by utilizing also a set of nuclear FFs (nFFs) [28] which reproduces the large hadron attenuation observed in DIS multiplicities by the HERMES collaboration [29]. Whenever possible, we compare measured minimum bias cross sections in dAu collisions with our computations at NLO accuracy, rather than utilizing nuclear modification factors R_{dAu}^π whose relation to cross sections introduces an additional model dependence. Regarding the use of neutrino data, we include the charged current DIS structure functions $F_2^{\nu A}$ and $F_3^{\nu A}$ from NuTeV, CDHSW, and CHORUS for iron and lead targets [18–20] in our analysis. Mass effects for heavy quarks are consistently taken into account using the re-

cently obtained expressions of the NLO coefficients [30] in Mellin moment space [31]. They are of particular relevance for a proper treatment of the strangeness contribution to charged current DIS which produces a massive charm quark in the final state.

The main features of our new parametrization of nPDFs are worth emphasizing already at this point. All current data can be described well within conventional leading-twist collinear factorization at NLO accuracy by a universal set of nPDFs. There are no indications yet for the onset of non-linear effects in the scale evolution of nPDFs or a breakdown of factorization for hard probes involving one heavy nuclei. This is not too surprising given the limited kinematic coverage of the data, in particular, with respect to the momentum fraction x . We find neither the unusually large nuclear modifications of the gluon distribution at medium to large x obtained in the analysis of [5] nor any tension or discrepancy between charged and neutral current DIS results reported in [13, 15]. These differences with previous analyses are perhaps a good measure of some, usually disregarded uncertainties inherent to global QCD fits such as the applied data selection criteria, the different flexibility of parameterizations of nuclear modifications, the way of propagating experimental uncertainties, or the neglect of certain theoretical ambiguities. All these issues need to be inspected more closely in the future but likely require more precise data and further advances in theory to be resolved.

The remainder of the paper is organized as follows: in the next Section we briefly review the general framework for a global QCD analysis of nPDFs, establish our conventions, and describe the strategy of how to parametrize nuclear modifications of PDFs in nuclei. In Sec. III we proceed with a detailed discussion and presentation of the results of our analysis. We assess and critically examine the uncertainties of nPDFs in Sec. III E. Some expectations for future hard probes of nPDFs such as prompt photon and DY di-lepton production at RHIC and the LHC or hadron yields in DIS are presented in Sec. IV. We summarize the main results of our analysis in Sec. V.

II. FRAMEWORK

Throughout this analysis, we make the usual assumption [3–5] that theoretical expressions for measured cross sections $d\sigma^A$ involving a nucleus A factorize into calculable partonic hard scattering cross sections $d\hat{\sigma}$, identical to those used for processes involving free nucleons, and appropriate combinations of non-perturbative collinear parton densities and fragmentation functions. If applicable, the latter quantities are subject to nuclear modifications and will be denoted as f_i^A and $D_i^{A,h}$, respectively. Here, i labels the parton flavor, and h represents the hadron species produced in the fragmentation process. The scale dependence of f_i^A and $D_i^{A,h}$ is dictated by the proper factorization of collinear mass singularities and,

hence, will be governed by the same evolution equations and kernels as for free nucleons or fragmentation in the vacuum. As a result, the entire nuclear modification resides in the initial conditions for f_i^A and $D_i^{A,h}$ at some low scale $Q_0 \simeq 1$ GeV and needs to be parametrized from data.

Applying factorization, the cross sections for DIS, DY, and pion production off nuclear beams or targets relevant for our global analysis schematically read

$$d\sigma_{\text{DIS}}^A = \sum_i f_i^A \otimes d\hat{\sigma}_{i\gamma^* \rightarrow X}, \quad (1)$$

$$d\sigma_{\text{DY}}^A = \sum_{ij} f_i^p \otimes f_j^A \otimes d\hat{\sigma}_{ij \rightarrow l\bar{l}X}, \quad (2)$$

$$d\sigma_{dA \rightarrow \pi X}^A = \sum_{ijk} f_i^d \otimes f_j^A \otimes d\hat{\sigma}_{ij \rightarrow kX} \otimes D_k^{A,\pi}, \quad (3)$$

respectively, where, for brevity, we have suppressed any dependence on kinematic variables, the strong coupling α_s , renormalization, and factorization scales. We note that the DIS cross section $d\sigma_{\text{DIS}}^A$ in (1) is usually expressed in terms of structure functions $F_{2,3,L}^{lA}$, where l denotes either a charged lepton or a neutrino, depending on the experimental setup. For the partonic hard scattering cross sections $d\hat{\sigma}$ in Eqs. (1)–(3), the scale evolution of parton densities and fragmentation functions, and the running of α_s we consistently use the available expressions at NLO accuracy in the $\overline{\text{MS}}$ scheme throughout our analysis. We refrain from performing a leading order extraction of nPDFs since this leads to a far inferior description of DY and pion production cross section data than in a NLO framework.

The factorization of all medium related effects into the initial conditions for the scale evolution of process independent nPDFs (and, if appropriate, nFFs) is clearly an assumption and, apart from its phenomenological success in describing current data, neither proven nor even expected to work in general. It provides one, however, with a rigorous and testable calculational framework of great predictive power, order by order in perturbation theory. Global analyses of nPDFs can help to reveal its limitations by looking for potential tensions with data. Various mechanisms can ultimately lead to a breakdown of leading-twist factorization once a regime of dense, saturated gluons is reached [10]. As a consequence, nuclear PDFs are usually applied only to a large class of hard probes where a nucleus collides with a lepton, a nucleon, or a very light nucleus like the deuteron rather than to interactions of two heavy nuclei which create high gluon densities. Another reason for neglecting heavy-ion collisions in nPDF analyses is the complete lack of control of the experimentally important impact parameter or centrality dependence of the probes in a nPDF based framework.

The symbol \otimes in Eqs. (1)–(3) denotes a convolution integral with respect to the relevant momentum fraction. To avoid these time consuming integrations in a fit to a large body of data, we use the Mellin technique as out-

lined in Refs. [17, 21] which allows one to treat lengthy NLO expressions numerically efficient but without resorting to any approximations. The idea is to represent all non perturbative quantities in Eqs. (1)-(3) by their representations as Mellin inverses, for instance,

$$f_i^A(x) = \frac{1}{2\pi i} \int_{\mathcal{C}_N} x^{-N} f_i^A(N) dN, \quad (4)$$

where \mathcal{C}_N is a suitable contour in the complex N plane that has an imaginary part ranging from $-\infty$ to $+\infty$ and that intersects the real axis to the right of the rightmost pole of $f_i^A(N)$. Next, after reshuffling integrations in (1)-(3), one can compute all quantities, except the desired $f_i^A(N)$ but including the time-consuming $d\hat{\sigma}$, prior to the actual fit and store them in multi-dimensional look-up tables in Mellin space [17, 21]. This technique has been successfully exploited in various other global fits of parton densities and fragmentation functions [17, 27, 28, 32].

At variance with our previous analysis in Ref. [3], where the initial nPDFs at scale Q_0 were related to some set of proton distributions through a convolution

$$f_i^A(x, Q_0) = \int_{x_N}^A \frac{dy}{y} W_i^A(y, Q_0) f_i^P\left(\frac{x_N}{y}, Q_0\right) \quad (5)$$

with appropriately fitted weights W_i^A , we will work this time within a more conventional approach [4, 5] that defines the nPDFs for a bound proton in a nucleus A , f_i^A , with respect those for a free proton, f_i^P , through a multiplicative nuclear modification factor $R_i^A(x_N, Q_0)$ as

$$f_i^A(x_N, Q_0) = R_i^A(x_N, Q_0) f_i^P(x_N, Q_0). \quad (6)$$

x_N resembles the usual DIS scaling variable for free nucleons, assuming that the momentum of the nucleus p_A is distributed evenly among its nucleons, i.e., $p_N = p_A/A$, and has, in principle, support in the interval $0 < x_N < A$. This reflects the fact that a parton in a nucleus may carry more than the average nucleon momentum p_N . Since the f_i^P are restricted to the range $0 < x_N < 1$, the nPDFs defined through Eq. (6) are also constrained to $x_N < 1$. Apart from being well suited to Mellin moment space, the convolution approach in (5) has the advantage to allow for defining nPDFs also beyond $x_N = 1$, see [3]. To facilitate comparisons to other analyses [4, 5] and to emphasize that the results of our fit are not a consequence of adopting a different approach, we choose, however, the ansatz (6) to define our input distributions, which has the additional advantage of making the effects of nuclear modifications more transparent than in a convolution with a weight function W_i^A .

As the reference PDFs for the free proton, f_i^P , we select the latest NLO set from the MSTW global QCD analysis [22] which is defined in a general mass variable flavor number scheme to deal with heavy quark mass effects. The nPDFs are then obtained by (6) at an initial scale of $Q_0 = 1$ GeV by determining the nuclear modification

factors R_i^A from data. Their evolution to scales $Q > Q_0$ follows the prescriptions of the GM-VFNS as specified in [22]. This includes the same choices for the initial value and the running of the strong coupling and the masses and thresholds for the heavy charm and bottom quarks. Notice that the medium modified heavy quark distributions are generated perturbatively from the gluon and light quark flavors, so there is no need to introduce any additional free parameters for them.

Our strategy to parametrize the $R_i^A(x_N, Q_0)$ in Eq. (6) is as follows: as in previous analyses [3–5], we assume isospin invariance and neglect any nuclear effects for the deuteron. Both valence quark distributions are assigned the same nuclear modification factor $R_v^A(x_N, Q_0^2)$, which we parametrize as

$$R_v^A(x, Q_0^2) = \epsilon_1 x^{\alpha_v} (1-x)^{\beta_1} \times (1 + \epsilon_2 (1-x)^{\beta_2}) (1 + a_v (1-x)^{\beta_3}), \quad (7)$$

and where we have dropped the subscript N in the parton momentum fraction variable for simplicity. The flexible functional form in (7) can account for the typical x dependent pattern of nuclear corrections found in ratios of DIS structure functions for different nuclei such as shadowing, anti-shadowing, EMC, and Fermi motion effects.

We also assume that the light sea quarks and anti-quarks share the same correction factor $R_s^A(x, Q_0^2)$. No significant improvement in the quality of the fit to data is found by relaxing this assumptions and assigning different correction factors for each quark flavor. This is not too surprising given the limited kinematic coverage and precision of the data. We choose another factor $R_g^A(x, Q_0^2)$ to parametrize medium effects for gluons. Actually, it turns out that all current data are very well reproduced by using nuclear modification factors R_i^A that are not completely independent. An excellent description of the data is achieved by relating both R_s^A and R_g^A to R_v^A specified in Eq. (7), allowing only for a different normalization and modifications in the low- x behavior. Hence we choose, without any loss in the quality of the fit,

$$R_s^A(x, Q_0^2) = R_v^A(x, Q_0^2) \frac{\epsilon_s}{\epsilon_1} \frac{1 + a_s x^{\alpha_s}}{a_s + 1}, \quad (8)$$

$$R_g^A(x, Q_0^2) = R_v^A(x, Q_0^2) \frac{\epsilon_g}{\epsilon_1} \frac{1 + a_g x^{\alpha_g}}{a_g + 1}. \quad (9)$$

At large x , where sea quark and gluon densities become very small compared to the dominant valence distributions, the fit cannot determine extra parameters in their nuclear modifications individually. To a first approximation it appears to be sensible to assume a common large x behavior for all nPDFs. It has to be kept in mind, however, that both the resulting EMC effect and the Fermi motion for sea quarks and gluons at large x are not a result of an experimental constraint but mere assumptions which have no impact on the quality of the fit. For the use of the Mellin technique outlined above, it is important to recall that the N moments of the R_i^A

defined in Eqs. (7)-(9) can be taken analytically, leading to appropriate combinations of Euler Beta functions.

To determine the number of actual fit parameters we note that the coefficients ϵ_1 and ϵ_2 in Eq. (7) are fixed by charge conservation, i.e.,

$$\int_0^1 dx f_{u_v}^A(x, Q^2) = 2 \quad \text{and} \quad \int_0^1 dx f_{d_v}^A(x, Q^2) = 1. \quad (10)$$

This leaves one with nine free parameters per nucleus to reproduce all the features of the DIS, DY, and dAu data included in the fit, if we further constrain ϵ_s and ϵ_g to be equal, which, again, has no impact on the quality of the fit, and fix ϵ_s by momentum conservation,

$$\int_0^1 dx \sum_i x f_i^A(x, Q^2) = 1. \quad (11)$$

The A dependence of the remaining free parameters $\xi \in \{\alpha_v, \alpha_s, \alpha_g, \beta_1, \beta_2, \beta_3, a_v, a_s, a_g\}$ is parametrized in the usual way [3] as

$$\xi = \gamma_\xi + \lambda_\xi A^{\delta_\xi}. \quad (12)$$

The very mild A dependence found for some of the ξ 's allows us to further reduce the number of additional parameters in (12) by setting $\delta_{a_g} = \delta_{a_s}$ and $\delta_{\alpha_g} = \delta_{\alpha_s}$, leaving a total of 25 free fit parameters.

The optimum values of these parameters are extracted from data by performing a minimization of an effective χ^2 function that quantifies the goodness of the fit to data for a given set of parameters. Given the still sizable experimental uncertainties of the data sensitive to nPDFs, we choose the simplest χ^2 function,

$$\chi^2 \equiv \sum_i \omega_i \frac{(d\sigma_i^{\text{exp}} - d\sigma_i^{\text{th}})^2}{\Delta_i^2} \quad (13)$$

where each experimental result $d\sigma_i^{\text{exp}}$ is compared to its corresponding theoretical estimate $d\sigma_i^{\text{th}}$, weighted with the uncertainties Δ_i for each data point. The latter are simply estimated by adding statistical and systematic errors in quadrature. The sum in (13) runs over all data points i included in the fit, and ω_i allows one to give artificial weights to different data sets. We refrain from using this option and set $\omega_i = 1$. In addition, there appears to be no need in our fit for introducing relative normalization shifts among different sets of data. We postpone a detailed discussion on how we estimate uncertainties of our nPDFs to Sec. III E.

III. DISCUSSION OF THE RESULTS

In this Section we discuss in detail the results obtained from our NLO global QCD fit to nuclear scattering data. We start with presenting the parameters of the best fit and the resulting χ^2 values for each set of data. In the following Subsections we discuss the individual probes,

DIS, DY, neutrino DIS, and dAu collisions, included in the fit and show comparisons between data and theory. We finish by presenting the obtained nuclear modification factors R_i^A and assessing their uncertainties in Subsec. III E.

A. Determination of the optimum fit

The data analyzed comprise the classic EMC [33], NMC [34–36], and SLAC E139 [37] results for ratios of the DIS structure function $F_2^A(x, Q^2)$ for various heavy nuclei to those for deuterium, lithium, or carbon, see Tab. I. We impose a cut $Q^2 > 1 \text{ GeV}^2$ on the data to ensure that perturbative QCD is applicable, and we are in the deep-inelastic regime. We also include the DY dilepton production data taken in proton-nucleus collisions from the E772 [38] and E866 [39] collaborations, presented as ratios of cross sections for various heavy nuclei to those for deuterium and beryllium, respectively. Data for single inclusive hadron production in deuteron-gold collisions from the PHENIX [24] and STAR [25, 26] experiments are taken into account for pions at mid rapidity and $p_T > 2 \text{ GeV}$ where NLO QCD provides a good description of corresponding pp data [27]. Finally, results for neutrino DIS off iron and lead nuclei from the NuTeV [18], CDHSW [19], and CHORUS [20] collaboration are included, again after imposing a cut $Q^2 > 1 \text{ GeV}^2$. The total number of 1579 data points considered in our analysis exceeds those included in our previous fit [3] by almost a factor of four, which shows how timely this re-analysis is.

In order to obtain DIS structure functions or parton densities for deuterium, needed, for instance, to compute pion yields in dAu collisions, we neglect any nuclear effects, assume isospin symmetry ($u^p = d^n$ and $d^p = u^n$), and use the free proton PDFs of MSTW [22]. Nuclear effects in deuterium were studied in [4] by analyzing data on F_2^d/F_2^p [40] and found to be small, $\mathcal{O}(1-2\%)$, in particular, compared to typical uncertainties of nuclear DIS or DY data, which justifies our approach of ignoring them. Parton densities in nuclei with $A > 2$ are constructed from the proton densities bound in a nucleus A as defined in Eq. (6), assuming that isospin symmetry also holds for bound systems. For instance, the u quark density in a nucleus A with Z protons and $A - Z$ neutrons at scale μ is given by

$$u^A(x_N, \mu) = \frac{Z}{A} f_u^A(x_N, \mu) + \frac{A-Z}{A} f_d^A(x_N, \mu), \quad (14)$$

and similarly for d^A, \bar{u}^A , and \bar{d}^A . Since most data are given in terms of ratios of structure functions or cross sections, uncertainties in the free proton PDFs in (6), which can be still substantial for less well determined quark flavors or the gluon at small x and low scales Q [22], are expected to cancel to a large extent. Neutrino induced DIS off nuclei [18–20] is a notable exception since the results are presented as absolute structure functions

TABLE I: Total and individual χ^2 values for the data sets included in the fit.

measurement	collaboration	ref.	# points	χ^2
F_2^{He}/F_2^D	NMC	[34]	17	18.18
	E139	[37]	18	2.71
F_2^{Li}/F_2^D	NMC	[34]	17	17.35
F_2^{Li}/F_2^D Q^2 dep.	NMC	[34]	179	197.36
F_2^{Be}/F_2^D	E139	[37]	17	44.17
F_2^C/F_2^D	NMC	[34]	17	27.85
	E139	[37]	7	9.66
	EMC	[33]	9	6.41
F_2^C/F_2^D Q^2 dep.	NMC	[34]	191	201.63
F_2^{Al}/F_2^D	E139	[37]	17	13.22
F_2^{Ca}/F_2^D	NMC	[34]	16	18.60
	E139	[37]	7	12.13
F_2^{Cu}/F_2^D	EMC	[33]	19	18.62
F_2^{Fe}/F_2^D	E139	[37]	23	34.95
F_2^{Ag}/F_2^D	E139	[37]	7	9.71
F_2^{Sn}/F_2^D	EMC	[33]	8	16.59
F_2^{Au}/F_2^D	E139	[37]	18	10.46
F_2^C/F_2^{Li}	NMC	[34]	24	33.17
F_2^{Ca}/F_2^{Li}	NMC	[34]	24	25.31
F_2^{Be}/F_2^C	NMC	[35]	15	11.76
F_2^{Al}/F_2^C	NMC	[35]	15	6.93
F_2^{Ca}/F_2^C	NMC	[35]	15	7.71
F_2^{Ca}/F_2^C	NMC	[35]	24	26.09
F_2^{Fe}/F_2^C	NMC	[35]	15	10.38
F_2^{Sn}/F_2^C	NMC	[35]	15	4.69
F_2^{Sn}/F_2^C Q^2 dep.	NMC	[36]	145	102.31
F_2^{Pb}/F_2^C	NMC	[35]	15	9.57
$F_2^{\nu Fe}$	NuTeV	[18]	78	109.65
$F_3^{\nu Fe}$	NuTeV	[18]	75	79.78
$F_2^{\nu Fe}$	CDHSW	[19]	120	108.20
$F_3^{\nu Fe}$	CDHSW	[19]	133	90.57
$F_2^{\nu Pb}$	CHORUS	[20]	63	20.42
$F_3^{\nu Pb}$	CHORUS	[20]	63	79.58
$d\sigma_{DY}^C/d\sigma_{DY}^D$	E772	[38]	9	9.87
$d\sigma_{DY}^{Ca}/d\sigma_{DY}^D$	E772	[38]	9	5.38
$d\sigma_{DY}^{Fe}/d\sigma_{DY}^D$	E772	[38]	9	9.77
$d\sigma_{DY}^W/d\sigma_{DY}^D$	E772	[38]	9	19.29
$d\sigma_{DY}^{Fe}/d\sigma_{DY}^{Be}$	E866	[39]	28	20.34
$d\sigma_{DY}^W/d\sigma_{DY}^{Be}$	E866	[39]	28	26.07
$d\sigma_{\pi_0}^{dAu}/d\sigma_{\pi_0}^{pp}$	PHENIX	[24]	20	27.71
$d\sigma_{\pi_0}^{dAu}/d\sigma_{\pi_0}^{pp}$	STAR	[26]	11	3.92
$d\sigma_{\pi^\pm}^{dAu}/d\sigma_{\pi^\pm}^{pp}$	STAR	[25]	30	36.63
Total			1579	1544.70

$F_{2,3}^{\nu A}$ instead of ratios. In order to account for uncertainties in the free proton PDFs, we utilize the Hessian eigenvector PDF sets of Ref. [22] to estimate the expected impact of these PDF variations on the results of our fit to $F_{2,3}^{\nu A}$. We add these additional theoretical uncertainties in quadrature to the statistical and systematic errors for $F_{2,3}^{\nu A}$.

The total χ^2 for the optimum fit was found to be 1544.7 for 1579 data points and 25 free fit parameters describing our nPDFs for quarks and gluons, i.e., a χ^2 per degree

of freedom very close to unity ($\chi^2/d.o.f. = 0.994$). In general, all data sets corresponding to different types of observables are adequately reproduced, well within the nominal statistical range $\chi^2 = n \pm \sqrt{2n}$ with n the number of data, cf. Tab. I. More specifically, the partial contribution to χ^2 of all the charged lepton DIS data amounts to 897.52 units for 894 data points, for neutrino DIS we find 488.20 units compared to 532 data points, DY observables amount to 90.72 units for 92 points, and pion production in dAu collisions adds another 68.26 units to χ^2 for 61 data points. We wish to stress again that there is no need to increase the weight ω_i of any particular data set in (13) to reproduce them well in our global analysis.

The result of the fit suggests that the different data sets are complementary in determining the nuclear modifications of PDFs for bound protons and that the chosen parametrization in Eqs. (7)-(9) and (12) is flexible enough to accommodate all the features of the data. We do not observe any noticeable tension among the different sets of data in the fit. The parameters describing our optimum set of nPDFs are listed in Tab. II and their A dependence is illustrated in Fig. 1. We note that the small values for λ_ξ for some of the parameters in Tab. II become relevant for large A and, hence, are not set to zero. In Tab. III we present for completeness the values for $\epsilon_{1,2,s,g}$ fixed by charge and momentum conservation, Eqs. (10) and (11), and assuming $\epsilon_s = \epsilon_g$.

 TABLE II: Parameters describing our optimum NLO $\overline{\text{MS}}$ nPDFs in Eqs. (7)-(9) and (12) at the input scale $Q_0 = 1$ GeV.

parameter	γ	λ	δ
α_v	-0.256	0.252	-0.017
α_s	0.001	-6.89×10^{-4}	0.286
α_g	1.994	-0.401	0.286
β_1	-5.564	5.36	0.0042
β_2	-59.62	69.01	0.0407
β_3	2.099	-1.878	-0.436
a_v	-0.622	1.302	-0.062
a_s	-0.980	2.33×10^{-6}	1.505
a_g	0.0018	2.35×10^{-4}	1.505

 TABLE III: Values for $\epsilon_{1,2,s,g}$ for our optimum fit in Tab. II for selected nuclei A as obtained from charge and momentum conservation, Eqs. (10) and (11), and assuming $\epsilon_s = \epsilon_g$.

A	ϵ_1	ϵ_2	$\epsilon_s = \epsilon_g$
4	0.6612	-0.1033	0.6448
12	0.7149	-0.1851	0.7147
27	0.7458	-0.2287	0.7655
40	0.7596	-0.2487	0.7947
56	0.7714	-0.2668	0.8239
197	0.8245	-0.3811	0.9020
208	0.8280	-0.3912	0.8952

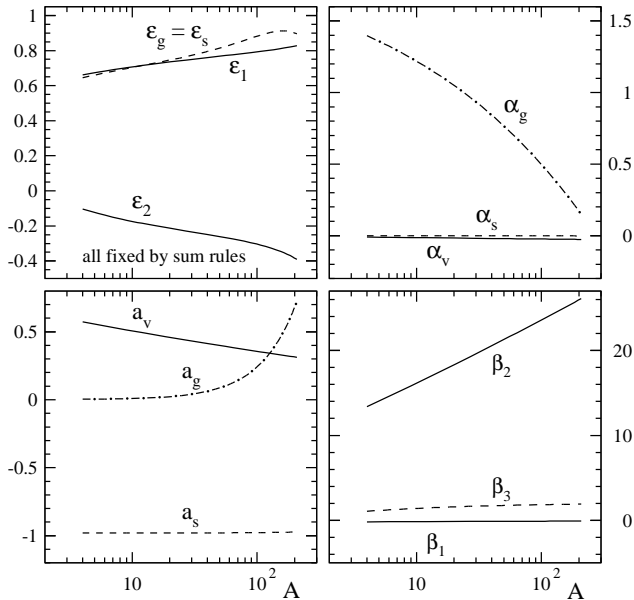


FIG. 1: A dependence of the fit parameters according to Tab. II and Eq. (12). Note that $\epsilon_{1,2,g,s}$ are fixed by the sum rules (10), (11) and assuming $\epsilon_g = \epsilon_s$.

B. Charge lepton DIS and DY data

We continue the discussion of the results of our fit with a detailed comparison with the available charged lepton DIS and DY data, which are the core part of all extractions of nPDFs [3–5, 13, 15].

Figures 2 and 3 show the ratios F_2^A/F_2^D of the DIS structure functions for various nuclei A with respect to deuterium from EMC and NMC [33, 34] and the E-139 collaboration [37], respectively. The solid lines correspond to the result of the fit at the scale Q^2 of each data point, where F_2^A is computed with our NLO set of nPDFs and F_2^D is obtained with the free proton PDFs of [22].

Similarly, Figs. 4 and 5 show comparisons with structure function ratios using carbon and lithium as reference [34, 35]. The data clearly show the well known regions of shadowing, anti-shadowing, and large x_N EMC effect for $x_N \lesssim 0.05$, $x_N \approx 0.1$, and $x_N \gtrsim 0.3$, respectively, and are in general well reproduced by the fit at NLO accuracy, cf. Tab. I for individual χ^2 values. The only exception is the low x_N behavior of F_2^{Sn}/F_2^D in Fig. 2, however, the fit reproduces very well both the ratio F_2^{Sn}/F_2^C in Fig. 3 and F_2^C/F_2^D in Fig. 2. We notice, that the strong rise of the ratios to values larger than unity as $x_N \rightarrow 1$ due to Fermi motion is not seen in the analyzed DIS data but shows up prominently in low Q^2 experiments, see, e.g. [41], where target mass corrections are relevant though.

For the imposed cut $Q^2 > 1 \text{ GeV}^2$, the analyzed charged lepton DIS data cover the range $x_N \gtrsim 0.01$ and about a decade in Q^2 for any given bin in x_N as is illustrated in Fig. 6 for the ratio F_2^{Sn}/F_2^C [36]. The ob-

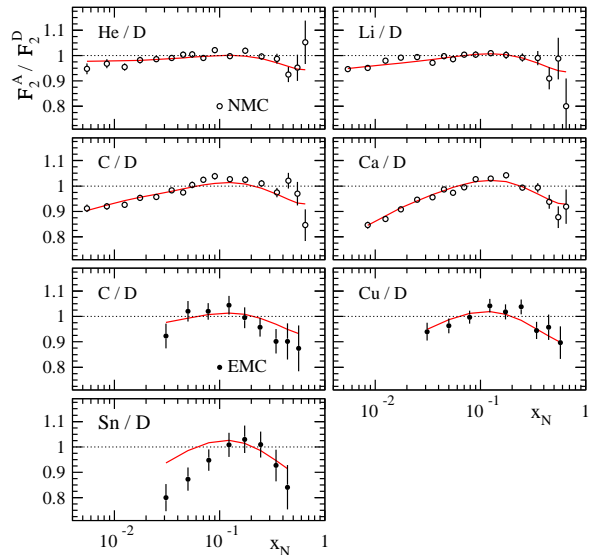


FIG. 2: Data for the DIS structure function ratio F_2^A/F_2^D from EMC [33] and NMC [34] as a function of momentum fraction x_N compared with the result of our global fit.

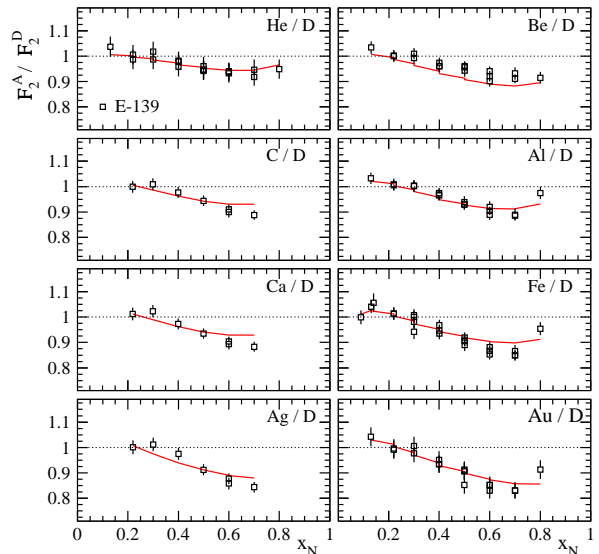


FIG. 3: The same as in Fig. 2 but now for the SLAC E-139 data [37]. Note that the multiple points for a given x_N have different Q^2 values in the range 2 – 10 GeV^2 .

served, rather moderate Q^2 dependence, best visible for the smallest x_N , provides some constraint on the nuclear modifications of the gluon density through DIS scaling violations. Our fit compares well with similar data on the Q^2 dependence of the ratios for F_2^{Li}/F_2^D and F_2^C/F_2^D [34], see Tab. I. Not surprisingly, no substantial differences to previous NLO analyses of nPDFs, such as [3] or [5], are found in the quality of the description of charged

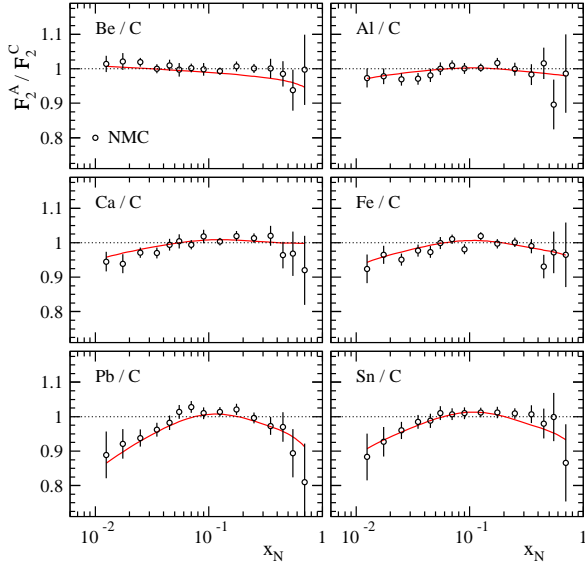


FIG. 4: The same as in Fig. 2 but now for F_2^A/F_2^C from NMC [35].

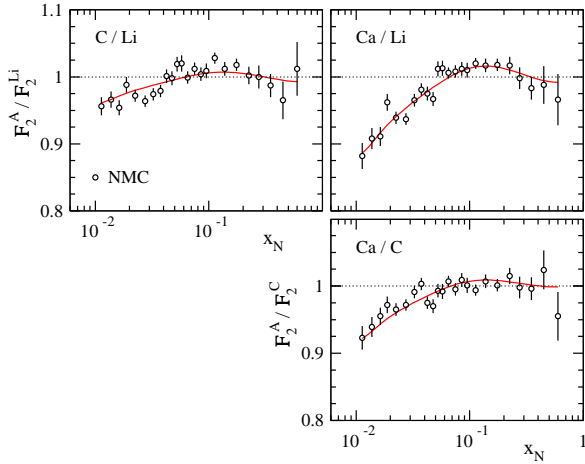


FIG. 5: The same as in Fig. 2 but now for F_2^A/F_2^{Li} [34] and F_2^A/F_2^C [35] from NMC.

lepton nuclear DIS data.

Although a distinction of nuclear modifications for quarks and antiquarks is not possible based on the charged lepton DIS data alone, they provide a valuable constraint on nPDFs by mainly probing R_v at medium-to-large x_N and R_s at the lowest available momentum fractions $x_N \simeq 0.01$. Despite being not too accurate, DY di-muon production data [38, 39] obtained in pA collisions help to disentangle valence and sea quarks further. Again, experimental results are presented as ratios of pA cross sections, see Eq. (2), for heavier nuclei and either deuterium [38] or beryllium [39] targets and are shown in Figs. 7 and 8, respectively.

The E772 and E866 DY data, obtained with an

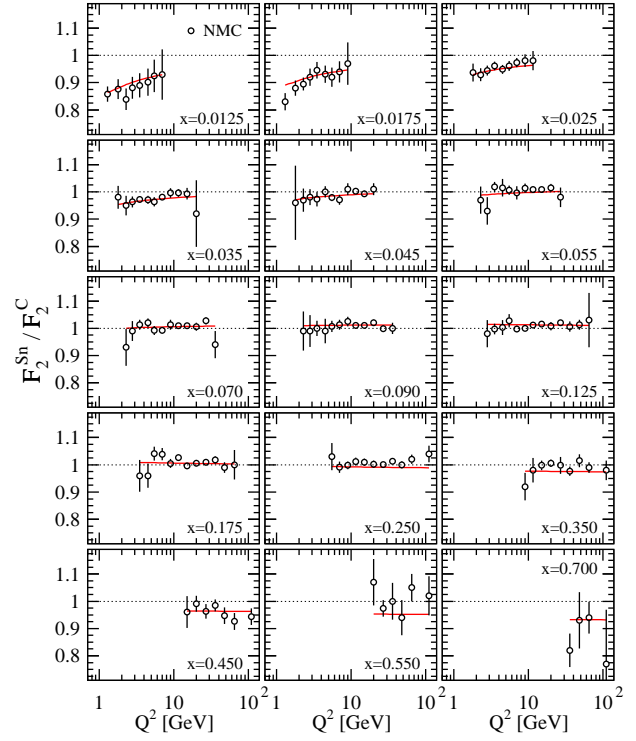


FIG. 6: Data on the Q^2 dependence of ratio F_2^{Sn}/F_2^C for fixed bins in x_N from NMC [36] compared to the result of our global fit.

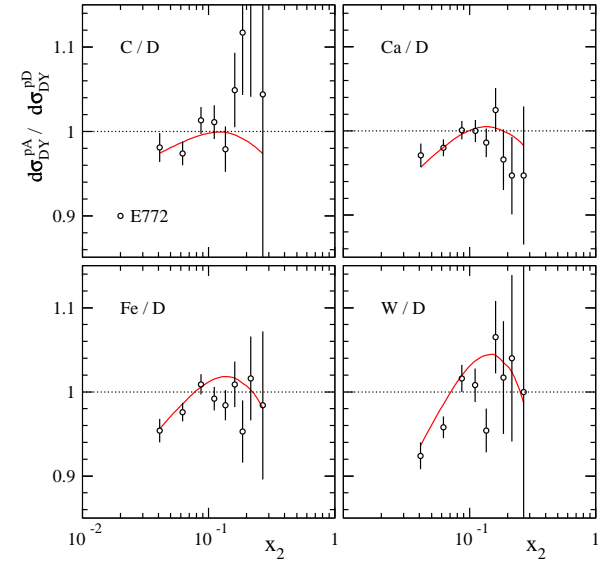


FIG. 7: Ratios of nuclear DY di-muon yields with invariant mass $M \geq 4$ GeV from E772 [38] as a function of the parton momentum fraction x_2 of the nucleus. The solid lines are the result of our fit.

800 GeV proton beam incident on a fixed target and for invariant masses $M > 4$ GeV of the di-muon pair, probe

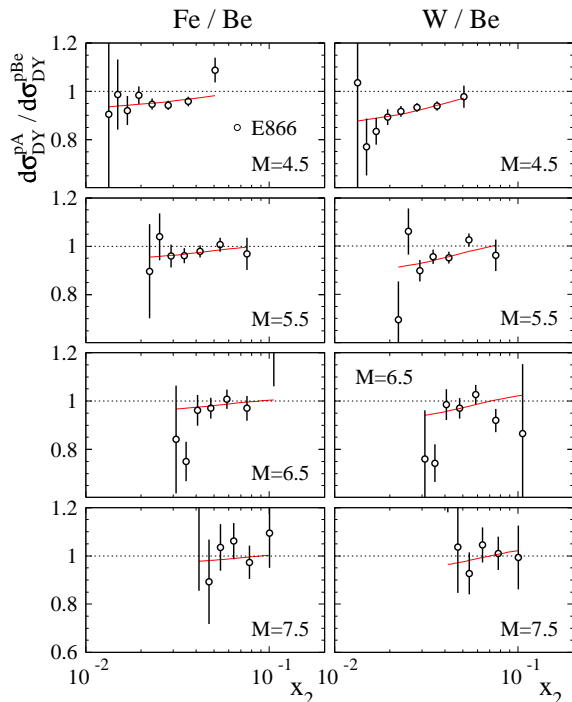


FIG. 8: Similar as in Fig. 7 but now for the E866 data [39] in various bins of the invariant mass M of the di-muon pair.

the range $0.01 \lesssim x_2 \lesssim 0.2$ of momentum fractions x_2 in the heavy nuclei. Ratios smaller than unity can be taken as an indication of shadowing for sea quark densities in nuclei, i.e., $R_s < 1$ at small x_N . The relatively large scale of the data, set by the invariant mass M of the di-muon pair, provides some handle on evolution effects in the global fit.

C. Neutrino induced DIS off nuclear targets

Charged current (CC) neutrino DIS data [18–20] are one of the major additions to our previous analysis in [3] and are subject to an ongoing discussion [13–15] about their compatibility, or lack thereof, with the neutral current (NC) DIS data discussed in Subsec. III B. A good understanding of potential issues with neutrino DIS data is also relevant for conventional PDF analyses of free protons where they provide a vital constraint on the strangeness distribution.

Neglecting complications due to Cabibbo-Kobayashi-Maskawa mixing for the sake of argument, CC DIS data draw their relevance for global PDF fits from the different combinations of up-type and down-type quark flavors they are sensitive to. With neutrino and antineutrino beams one can probe four different structure functions in

CC DIS off a nucleon A given, to LO accuracy, by

$$\begin{aligned}
 F_2^{\nu A}(x_N) &\simeq x_N[\bar{u}^A + \bar{c}^A + d^A + s^A](x_N), \\
 F_2^{\bar{\nu} A}(x_N) &\simeq x_N[u^A + c^A + \bar{d}^A + \bar{s}^A](x_N), \\
 F_3^{\nu A}(x_N) &\simeq [-(\bar{u}^A + \bar{c}^A) + d^A + s^A](x_N), \\
 F_3^{\bar{\nu} A}(x_N) &\simeq [u^A + c^A - (\bar{d}^A + \bar{s}^A)](x_N), \quad (15)
 \end{aligned}$$

where we have suppressed the scale dependence. Assuming, as usual, that isospin symmetry holds to a good approximation for bound protons and neutrons, the u^A density in a nucleus A in (15) is given by Eq. (14) and similarly for d^A , \bar{u}^A , and \bar{d}^A . Experiments extract, under certain assumptions, averaged structure functions $F_{2,3} \equiv (F_{2,3}^{\nu A} + F_{2,3}^{\bar{\nu} A})/2$ from appropriate linear combinations of neutrino and antineutrino CC DIS differential cross sections [18–20], corrected for QED radiative corrections. As can be easily inferred from (15), F_2 is proportional to the total singlet combination of quarks and antiquarks and hence sensitive to both valence and sea quarks depending on the value of x_N . Since the kinematic coverage of CC and NC F_2 data overlaps to some extent, any significant tension between these two measurements should show up prominently in a global QCD analysis. Any different nature of interactions of photons and charged weak bosons with nuclear matter shall result in different, non-universal sets of nPDFs. Likewise, the averaged CC structure function F_3 mainly probes the valence combination $u_v^A + d_v^A$, which is already well constrained at sufficiently large x_N by the NC data discussed in Subsec. III B. By combining CC F_3 and NC F_2 data one can arrive at a much improved valence and sea quark separation in the entire x_N region where data overlap.

As it turns out, the CC data for the averaged structure function F_2 are remarkably well reproduced within the experimental uncertainties by our fit, both in shape and in magnitude as is illustrated by Fig. 9. The only noticeable exception are the CDHSW data [19] at Q^2 values below 10 GeV^2 where they exhibit a rather different slope than the other data. In fact, in this Q^2 region it appears to be impossible to simultaneously fit all data sets equally well, suggesting some systematic discrepancy among the different neutrino data which needs to be further investigated. Data for the averaged structure function $x_N F_3$ are also well described by our fit as can be seen in Fig. 10, except perhaps for the lowest Q^2 values in some bins at intermediate x_N where the slopes do not match. Both sets of data, F_2 and $x_N F_3$, feature the typical pattern of scaling violations, i.e., they increase and decrease with Q^2 for $x_N \lesssim 0.2$ and $x_N \gtrsim 0.2$, respectively. As mentioned above, the error bars in Figs. 9 and 10 comprise the statistical and systematic uncertainties of the data added in quadrature and estimates of theoretical ambiguities from variations of the PDFs of free nucleons which are most relevant at small x_N and low Q^2 [22]. The latter are included because neutrino induced DIS data are presented as absolute cross section or structure function measurements rather than ratios in the absence of νp or

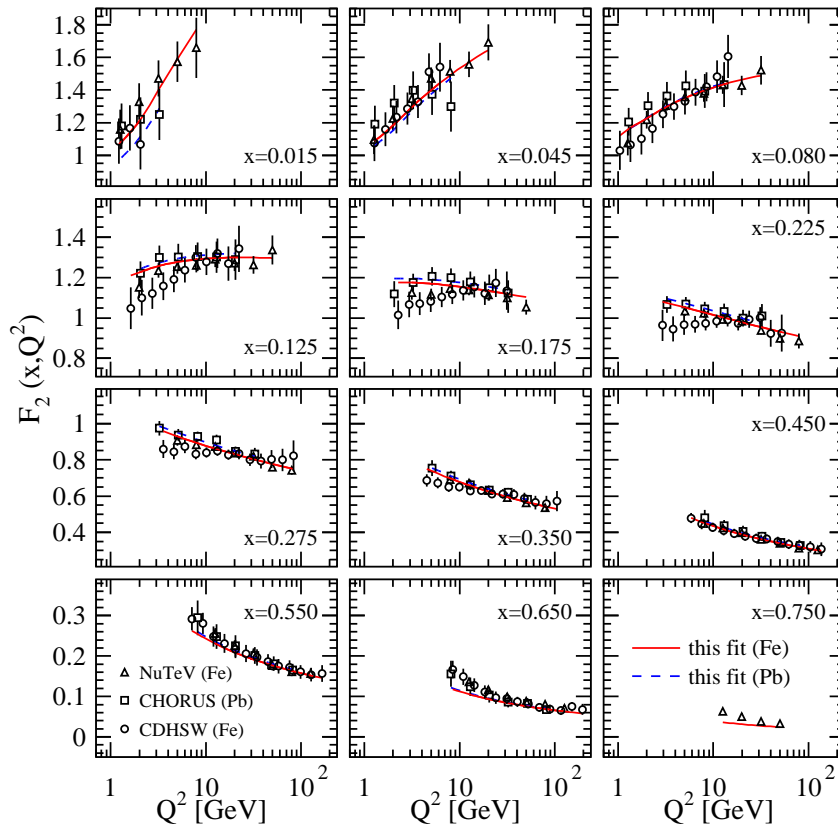


FIG. 9: The averaged CC DIS structure function F_2 as a function of Q^2 in various bins of x_N for iron [18, 19] and lead [20] targets compared with the result of our NLO fit shown as solid and dashed lines, respectively.

νD benchmark results. Extractions of the nuclear modification factors R_i^A in (6) from CC data are hence more sensitive to the assumptions about the PDFs of free nucleons and their uncertainties.

At variance with our results, a significant tension between CC and NC current nuclear DIS data was reported in Refs. [13, 15] based on a fit of the several thousand data points on differential νA and $\bar{\nu} A$ cross sections rather than the averaged CC structure functions $F_{2,3}$ used in our analysis. Their result, if true, casts serious doubt on the validity of pQCD factorization for processes involving bound nucleons as it suggests a different, non universal behavior of nuclear corrections R_i^A in CC neutrino induced and NC charged lepton DIS. This is illustrated, e.g., in Fig. 1 of [15] where the authors compute the ratio $F_2^{\nu Fe}/F_2^{\nu D}$ from the NuTeV data with an iron target and an estimate of the hypothetical structure function $F_2^{\nu D}$ for neutrino DIS off deuterium, which differs significantly from the measured F_2^{lFe}/F_2^{lD} obtained from charged lepton DIS data.

However, our global QCD analysis of nPDFs, in particular, the results presented in Figs. 9 and 10 and Tab. I, do not support such a strong conclusion which would have far reaching implications not only for extractions

of nPDFs but for free proton PDFs as well as νA DIS data for isoscalar targets are often used to constrain the strangeness and anti-strangeness densities. We notice that also in Ref. [14] no apparent disagreement between the nuclear modification factors R_i^A for CC and NC DIS data has been found based on a comparison of an existing fit [5], not including CC data, with the same set of data points for νA and $\bar{\nu} A$ cross sections used in [13, 15].

To further illustrate the consistent picture of nuclear modifications emerging from our fit, we also show estimates of the ratio $F_2^{\nu Fe}/F_2^{\nu D}$ on the left hand side of Fig. 11. The experimental results are obtained with the NuTeV data closest to the Q^2 values selected in the plot, rescaled by a NLO calculation of $F_2^{\nu D}$ adopting our reference set free proton PDFs from MSTW [22], including heavy quark mass effects, and assuming that nuclear effects are negligible for deuterium. These data-based ratios exhibit a pattern of nuclear modifications which is not exactly the typical one but resembles all of the expected features in that it has shadowing, anti-shadowing, EMC, and Fermi motion effects of similar magnitude, at low, intermediate, and large values of x_N , respectively. The solid lines are computed in a similar way but now using the result of our fit to the NuTeV data. These fit-

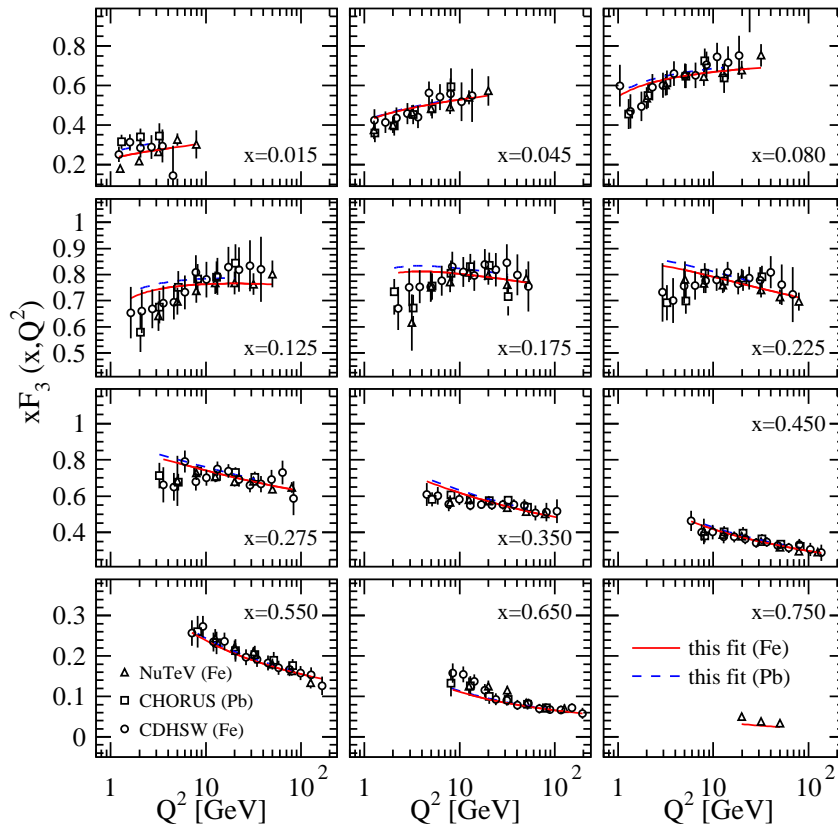


FIG. 10: Same as in Fig. 9 but now for the averaged CC structure function $x_N F_3$.

driven ratios are clearly consistent with the data-based $F_2^{\nu Fe}/F_2^{\nu D}$ within the present, rather large uncertainties, except for the largest values of x_N , $x_N = 0.65$ and 0.75 , where the theoretical estimate of $F_2^{\nu D}$ is most likely not reliable enough and where target mass corrections might become relevant [14]. We believe that the way in which $F_2^{\nu D}$ is estimated is the main difference with respect to what is shown in [13, 15]. On the right hand side of Fig. 11 we present for comparison the corresponding results for the nuclear modifications F_2^{eFe}/F_2^{eD} obtained from DIS of charged leptons off an iron target. With the exception of a slightly more pronounced dip from the EMC effect at large x_N , the ratios for CC and NC DIS are very similar and, unlike Fig. 1 in Ref. [15], no significant tension is observed. A moderate difference between the two ratios should be actually expected as they probe different combinations of quark densities. However, a flexible enough parametrization of nuclear effects R_i^A can accommodate all sets of data equally well.

We close the discussion on CC DIS by noticing that the proper treatment of heavy quark mass effects is an important asset of our global analysis. The mass dependence is fully accounted for by using the recently obtained expressions of the NLO coefficients [30] in Mellin moment space [31]. These corrections are known to be of particu-

lar relevance for the strangeness contribution to CC DIS which produces a massive charm quark in the final state, and they have a positive impact on the quality of the fit in terms of χ^2 .

D. Pion production in dAu collisions

Data for single inclusive pion production at mid rapidity and high transverse momentum p_T in dAu collisions at RHIC are the other major addition to our previous analysis [3]. Figure 12 shows the neutral and charged pion minimum bias production cross sections per nucleon for dAu collisions measured by PHENIX [24] and STAR [25, 26], normalized to the corresponding yields in pp . The ratios are obtained for pions at mid rapidity and presented as a function of their p_T , which also sets the hard scale for perturbative calculations using Eq. (3). The various theoretical curves shown in Fig. 12 are explained and discussed below.

We are limited to using minimum bias data as collinear nPDFs do not exhibit any information on the distribution of partons in the transverse plane needed for computations of the impact parameter or centrality dependence of heavy-ion cross sections. Comparing ratios of mea-

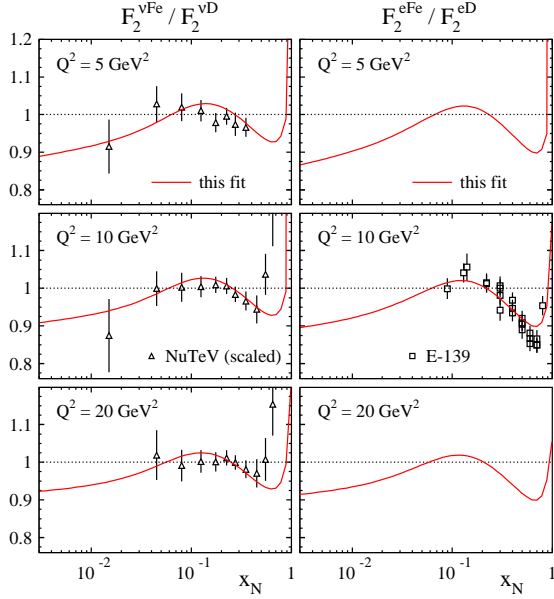


FIG. 11: **left:** data and theory driven estimates of the ratio F_2^{vFe}/F_2^{vD} , see text for details. **right:** nuclear modifications from charged lepton DIS, F_2^{eFe}/F_2^{eD} , as obtained from the fit to SLAC E-139 data.

sured minimum bias dAu and pp cross sections avoids model dependent estimates of the average number of binary nucleon-nucleon collisions $\langle N_{coll} \rangle$ in a given centrality class, see, e.g., Ref. [26] for experimental details. Notice that even in the absence of nuclear effects, these ratios are not necessarily expected to be unity as they can be affected by isospin effects such as the smaller density of u quarks in a nucleus than in a free proton due to the dilution from neutrons. However, noticeable numerical effects are only expected for electromagnetic probes like prompt photons [42] which couple directly to the electric charge of the quarks, see Sec. IV.

In general, results from dAu collisions are significantly less straightforward to interpret in terms of nuclear modification factors R_i^A than DIS data. Each value of p_T samples different fractions of the contributing partonic hard scattering processes, integrated over a large range of momentum fractions x_N , and convoluted with information on the PDFs of the deuterium. Furthermore, since p_T sets the magnitude for the factorization scale in (3), the ratios in Figure 12 not only reflect the amount of nuclear modifications but also their energy scale dependence. The presence of hadronic probes such as pions, charmed mesons, or jets in the final-state, all originating from strongly interacting quarks or gluons, leads to additional complications. Apart from the nuclear effects on parton densities, accounted for by the nPDFs, the cross sections are in principle also sensitive to medium induced modifications in the hadronization process. In case of inclusive hadron production and assuming factorizability of such medium effects, they should be absorbed into ef-

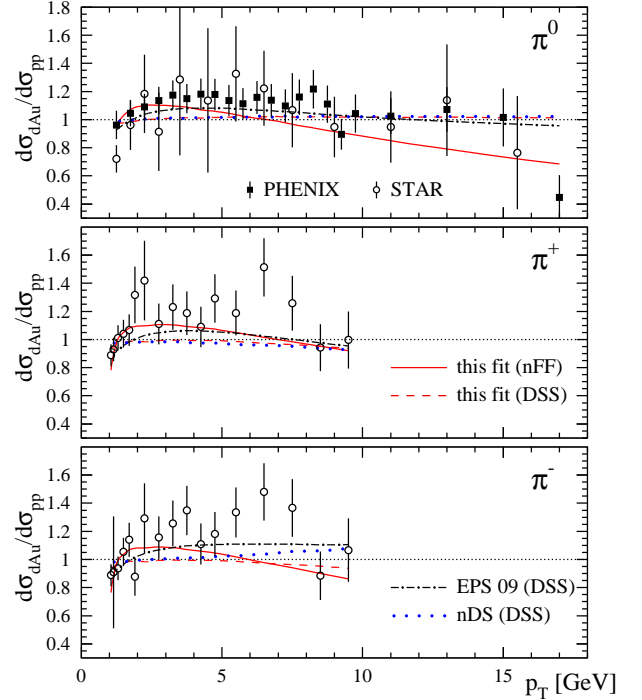


FIG. 12: Ratios of the dAu and pp pion production cross sections per nucleon at mid rapidity from the PHENIX [24] and STAR [25, 26] collaborations compared to the result of our fit using modified [28] (solid lines) or vacuum [27] (dashed lines) FFs. Also shown are calculations using the sets of nPDFs from [3] and [5], dotted and dot-dashed lines, respectively.

fective nuclear parton-to-hadron fragmentation functions (nFFs), denoted as $D_k^{A,\pi}$ in Eq. (3). Modifications of hadron yields have been found to be quite significant, with attenuation effects of up to 50% for heavy nuclei, for hadron multiplicities in nuclear DIS by the HERMES collaboration [29]. They have been parametrized in terms of nFFs in Ref. [28] in a NLO analysis assuming factorization and based on the HERMES [29] DIS and the RHIC dAu pion production [24–26] data.

The solid lines in Fig. 12 represent the result of our best fit of nPDFs using the nFFs of Ref. [28] in the calculation of the dAu cross section in (3) and the standard vacuum FFs from the global analysis of DSS [27] to estimate the pp yields. The fit follows well the rise and fall of the ratio at small and high p_T , respectively, but falls somewhat short in reproducing the enhancement found at medium p_T . Owing to the large experimental uncertainties, the χ^2 for this subset of data is nevertheless very good, $\chi_{dAu}^2/\#\text{data} = 1.12$ and slightly better than the outcome of an otherwise similar fit using vacuum FFs (dashed lines) where $\chi_{dAu}^2/\#\text{data} = 1.37$ and $\chi_{\text{tot}}^2 = 1560.5$. As it turns out, the use of either nFFs or vacuum FFs in the fit has some impact on the shape of the different estimates for the ratios in Fig. 12. In any case, the obtained nPDFs are contingent upon the

accuracy of the set of FFs used in the analysis and the validity of factorization for pion production in dAu collisions, making DY di-leptons or prompt photons the much cleaner but experimentally more demanding probe for nPDFs.

Data for neutral pion yields in dAu collisions were first incorporated in the global analysis by EPS [5] and found to provide a vital new constraint on R_g^{Au} . At variance with our approach, the authors in [5] disregard any medium modifications in the hadronization and, most importantly, put a large weight $\omega_{dAu} = 20$ on this subset of data in the minimization of the χ^2 function (13) to maximize its impact. They achieve a good description of the data as can be seen from the dot-dashed lines in Fig. 12. It is not too surprising that the dAu data drive rather pronounced modifications of the gluon nPDF in their fit, see Fig. 3 in [5], not found in our analysis which uses $\omega_{dAu} = 1$.

In order to better understand the correlation between the dAu data and a potentially sizable modification of the gluon density, it is instructive to estimate first the mean momentum fraction $\langle x_N \rangle$ probed at a given p_T . The standard way of obtaining $\langle x_N \rangle$ is to evaluate the convolutions in (3) with an additional factor on x_N in the integrand and then divide by the cross section itself, see, e.g. Eq. (4) in [43]. Typically, the $\langle x_N \rangle$ for pion production at mid rapidity at RHIC rises from about 0.05 at $p_T \simeq 1$ GeV to around 0.3 at $p_T \simeq 15$ GeV. Therefore, for $p_T \gtrsim 1$ GeV the cross section is mainly sensitive to nPDFs in the anti-shadowing region and at larger p_T to the suppression due to the EMC effect.

A better description of the data at intermediate p_T in [5], where we fall somewhat short, is achieved by an extraordinarily large enhancement (anti-shadowing) of gluons at $x_N \simeq 0.1$, where quarks are well constrained by DIS and DY data. This is induced by the large weight $\omega_{dAu} = 20$. In our fit, some part of the enhancement in this p_T region is provided by a slightly larger gluon-to-pion FFs in a nuclear medium, i.e., $D_g^{A,\pi}/D_g^\pi > 1$ [28]. At larger values of p_T , the region of the EMC effect comes into play, where again the quarks are already well constrained, and the drop of the data is reproduced by an R_g^{Au} much less the unity at $x_N \simeq 0.6$. The smaller quark-to-pion FFs in a medium, $D_q^{A,\pi}/D_q^\pi < 1$ [28], in accordance with the large hadron attenuation found by HERMES [29], contributes to the behavior of the ratio found in our fit. In both regions of x_N , the obtained modifications of the gluon nPDF in the EPS fit are much more pronounced than the corresponding ones for valence or sea quarks and not supported by our analysis, see Fig. 14 below, based on $\omega_{dAu} = 1$.

Finally, we refrain from using dAu data obtained at forward rapidity by BRAHMS [44] and STAR [45] which show a rapidly increasing suppression of the cross section ratios for $p_T < 2$ GeV. Although these data might help to further constrain the gluon nPDF down to smaller values of x_N , the theoretical scale uncertainties are very large, and the application of pQCD is questionable. Also, little

is known about FFs and a possible medium modification in this kinematic region.

E. nPDFs and their uncertainties

Estimating the uncertainties of PDFs and FFs obtained from global χ^2 optimizations has become an important objective. The most common and practicable approach, the ‘‘Hessian method’’, explores the uncertainties associated with the fit through a Taylor expansion of $\chi^2(\{\xi\})$ around the global minimum $\chi_0^2(\{\xi_0\})$, where $\{\xi\}$ denotes the set of free parameters of the chosen functional form at the initial scale Q_0 and $\{\xi_0\}$ their values for the optimum fit. Keeping only the leading quadratic terms, the increase $\Delta\chi^2$ can be written in terms of the Hessian matrix

$$H_{ij} \equiv \left. \frac{1}{2} \frac{\partial^2 \chi^2}{\partial y_i \partial y_j} \right|_0 \quad (16)$$

as

$$\Delta\chi^2 = \chi^2(\{\xi\}) - \chi_0^2(\{\xi_0\}) = \sum_{ij}^{N_{\text{par}}} H_{ij} y_i y_j \quad (17)$$

where $\{y\}$ are the deviations of the parameters $\{\xi\}$ from their best fit values, and the derivatives in Eq. (16) are taken at the minimum. An improved iterative algorithm has been devised in [23] to evaluate the derivatives in (16) reliably in case of very disparate uncertainties in different directions of the multi-dimensional space with N_{par} parameters describing PDFs or FFs in global QCD analyses. We adopt this improved Hessian method also in our studies.

It is convenient to express the Hessian H_{ij} in terms of its N_{par} eigenvectors and replace the displacements $\{y\}$ in Eqs. (16) and (17) by a new set of parameters $\{z\}$ related to the eigenvector directions. If properly scaled by the corresponding eigenvalues, surfaces of constant χ^2 turn into hyper-spheres in $\{z\}$ space, and the distance from the minimum is given by

$$\Delta\chi^2 = \sum_i^{N_{\text{par}}} z_i^2. \quad (18)$$

Within this eigenvector representation $\{z\}$, one can straightforwardly construct $2N_{\text{par}}$ eigenvector basis sets of nPDFs which greatly facilitate the propagation of nPDF uncertainties to arbitrary observables \mathcal{O} [23]. These basis sets $\{S^\pm\}$ correspond to positive and negative displacements along each of the eigenvector directions by the amount $T = \sqrt{\Delta\chi^2}$ still tolerated for an acceptable global fit. To estimate the error $\Delta\mathcal{O}$ on a quantity \mathcal{O} away from its best fit estimate $\mathcal{O}(\{\xi_0\})$ it is only necessary to evaluate \mathcal{O} for each of the $2N_{\text{par}}$ sets

$\{S^\pm\}$ [23], i.e.,

$$\Delta\mathcal{O} = \frac{1}{2} \left[\sum_{i=1}^{N_{\text{par}}} [\mathcal{O}(S_i^+) - \mathcal{O}(S_i^-)]^2 \right]^{1/2}. \quad (19)$$

The simplicity of this procedure is the main advantage of the Hessian approach when compared to the more robust, but computationally more involved and less user-friendly method based on Lagrange multipliers [46]. One must keep in mind though that the propagation of PDF uncertainties in the Hessian method has been derived under the *assumption* that a first order, linear approximation is adequate. Of course, due to the complicated quadratic behavior in Eq. (17), are inevitable, and error estimates based on the Hessian method are not necessarily always accurate.

To initiate the discussions of the nuclear modification factors R_i^A and their uncertainties obtained from the global fit, we display in Fig. 13 our results for gold at the initial scale of $Q_0^2 = 1 \text{ GeV}^2$, where we assume a common $R_{\bar{u}}^A = R_{\bar{d}}^A = R_{\bar{s}}^A$ for all sea quark flavors and $R_{u_v}^A = R_{d_v}^A$; see Eqs. (7) - (9), (12), and Tab. II. Corresponding results evolved to a higher scale of $Q^2 = 10 \text{ GeV}^2$ are shown in Fig. 14, where we also compare to our previous fit [3] and the recent analysis of EPS [5]. To illustrate the A dependence, nuclear modification factors in Fig. 14 are given not only for gold ($A = 197$) but also for beryllium ($A = 9$), iron ($A = 56$), and lead ($A = 208$).

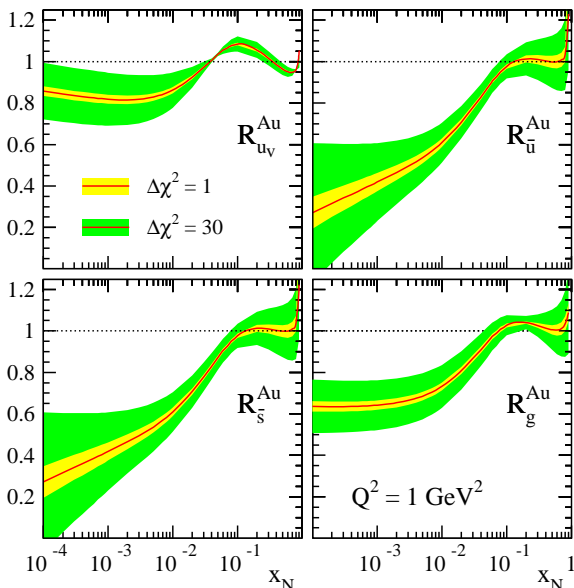


FIG. 13: The obtained NLO nuclear modification factors $R_i^{Au}(x_N)$, defined in Eqs. (7) - (9), for gold at our initial scale of $Q_0^2 = 1 \text{ GeV}^2$. The inner and outer shaded bands correspond to uncertainty estimates based on (19) for $\Delta\chi^2 = 1$ and 30, respectively.

Experimental uncertainties are propagated to the obtained R_i^A using the Hessian method outlined above. Excursions of the individual eigenvector directions resulting in a $\Delta\chi^2$ of 1 and 30 units are tolerated and shown as the inner and outer shaded bands, respectively, in Figs. 13 and 14. In general, $\Delta\chi^2 = 1$ will seriously underestimate the uncertainties of PDFs and FFs, and, hence, a much larger $\Delta\chi^2$ is usually tolerated for an acceptable fit [17, 22, 27, 47]. Sophisticated dynamical criteria, see, e.g., Ref. [22], have been devised within the Hessian method to estimate a suitable $\Delta\chi^2$ corresponding to a, say, 68% (one sigma) confidence level for a given fit, but details vary. Reasons for deviating from the default $\Delta\chi^2 = 1$ are manifold and can be mainly related to uncertainties inherent to the theoretical framework used to describe the data, which are notoriously difficult to quantify. Examples are the choice of the factorization scale, the functional form used to parametrize the PDFs, or unavoidable approximations curtailing the available parameter space. Given the still rather limited amount and kinematic coverage of data taken on nuclear targets and their relatively large uncertainties compared to data constraining free proton PDFs, we take $\Delta\chi^2 = 30$, corresponding to an increase in χ^2 of about 2%, for an estimate of nPDF uncertainties. In any case, it should be kept in mind that uncertainty bands are only meaningful for combinations of nPDFs and in kinematic regions which are actually constrained by data. Therefore, for nPDFs, uncertainty estimates below $x_N \simeq 0.01$ should be taken with a grain of salt and merely reflect extrapolations of the chosen functional form. In our fit this is most apparent for R_g^A at small x_N , where the bands shown in Fig. 13 suggest rather small uncertainties, but only charge and momentum conservation in Eqs. (10) and (11) provide some limited guidance on the behavior at small x_N .

It is worth noticing that the shape and magnitude of the nuclear modifications R_i^A for a given flavor at some arbitrary scale $Q > Q_0$ depends both on the input distributions shown in Fig. 13 and the chosen set of reference PDFs for free protons. Scale evolution imprints different nuclear effects on individual quark flavors even, as in our case, one starts with $R_{\bar{u}}^A = R_{\bar{d}}^A = R_{\bar{s}}^A$ and $R_{u_v}^A = R_{d_v}^A$ at the initial scale Q_0 . These differences can be quite sizable for the strange and non strange sea quarks as can be inferred from comparing $R_{\bar{u}}^A$ and $R_{\bar{s}}^A$ in Figs. 13 and 14. Even for the nPDFs valence distributions, which evolve independently of the quark singlet and the gluon, minute differences can be noticed at $Q > Q_0$ due to the different x shapes of $f_{u_v}^p$ and $f_{d_v}^p$, resulting in $R_{u_v}^A \neq R_{d_v}^A$.

The $R_{u_v}^A$ in Figs. 13 and 14 exhibit the expected textbook-like behavior of shadowing, anti-shadowing, EMC effect, and Fermi motion. In the region constrained by DIS data, $x_N \gtrsim 0.01$, uncertainties are small, even for the conservative tolerance criterion of $\Delta\chi^2 = 30$. Our results also agree well with previous determinations of $R_{u_v}^A$ in [3, 5]. Within uncertainties, there is no evidence for any significant anti-shadowing at $x_n \simeq 0.1$ also for sea quarks. Again, agreement with other fits [3, 5] is

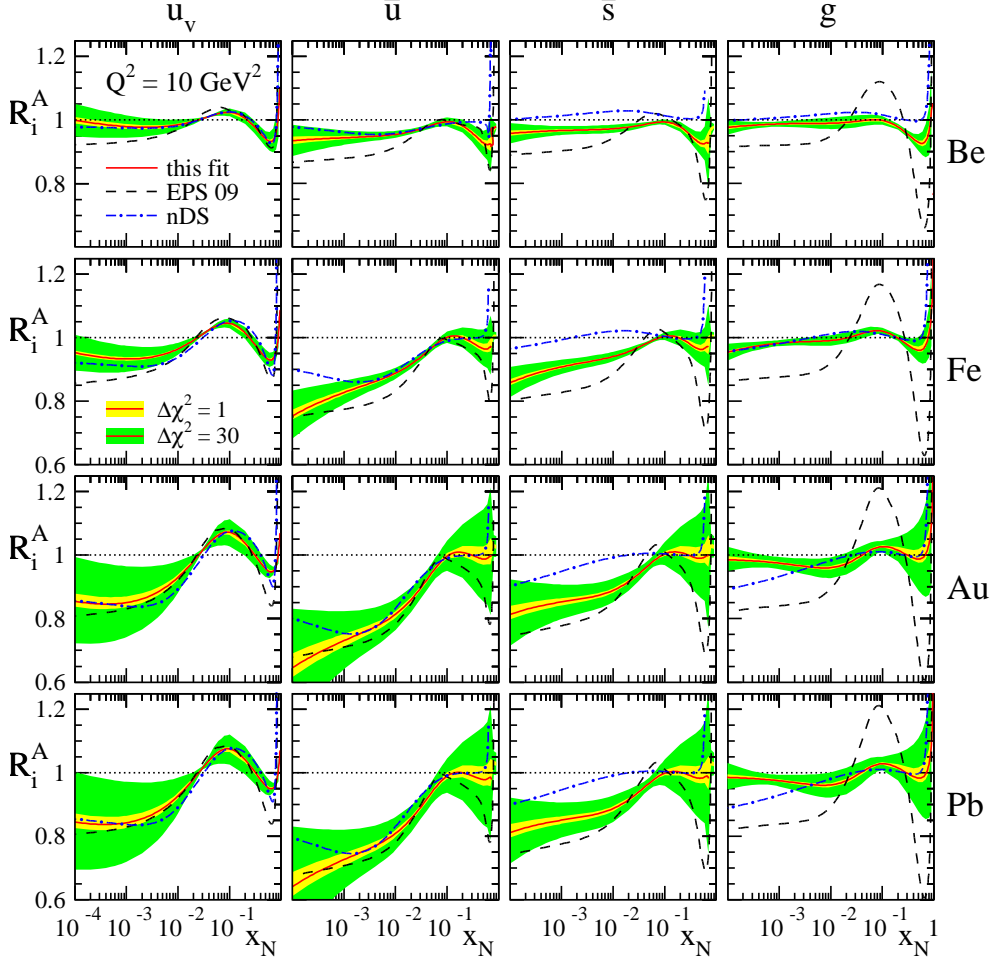


FIG. 14: Same as in Fig. 13 but now at $Q^2 = 10 \text{ GeV}^2$ and for four different nuclei. Also shown are the results from our previous fit [3] (dot-dashed lines) and the recent analysis from EPS [5] (dashed lines).

good, in particular, for R_u^A . Deviations found in the nuclear modifications for strange and light sea quarks at $Q > Q_0$ are strongly influenced by the shapes of the corresponding distributions in the unbound proton adopted in each of the fits, which differ significantly, in particular, for the least well determined density f_s^p [22, 47]. To some extent differences with previous fits [3, 5] can be also attributed to the more flexible functional form (9) to accommodate neutrino DIS data, as well as their impact on the fit. Another factor is the strong correlation with R_g^A at intermediate to large x_N . As sea quarks are mainly constrained by DIS data at the lowest available x_N and DY di-lepton production, uncertainties bands are smallest for $0.01 \lesssim x_N \lesssim 0.1$, and results for $x_N \lesssim 0.01$ are solely extrapolations.

As already mentioned in Sec. IIID when discussing dAu data, our extracted nuclear modifications R_g^A for the gluon density are expected to differ significantly from those determined by EPS [5]. Indeed, as can be seen in Fig. 14, we find a much less pronounced anti-shadowing region around $x_N \simeq 0.1$ and EMC effect at large x_N

than in the EPS analysis, mainly driven by the way in which the dAu data are analyzed; see discussions in Sec. IIID above. Differences with our previous fit [3] are small, however, despite not incorporating any dAu data and defining R_g^A through a convolution with free proton PDFs, see Eq. (5). Compared to EPS, our best fit has significantly less shadowing at $Q^2 = 10 \text{ GeV}^2$ in the unmeasured small x_N region, but our uncertainty band clearly underestimates the true uncertainties in this regime and is biased by the chosen functional form which is optimized to provide a good description of the data.

It is important to notice that despite finding a comparatively moderate nuclear modification of the gluon density at $Q^2 = 10 \text{ GeV}^2$ in Fig. 14, shadowing is much more significant for $x_N \lesssim 0.05$ at lower scales, see, e.g., Fig. 13. Compared to $R_{u_v}^A$, R_g^A , and also $R_{\bar{u}}^A$, exhibit a much more rapid scale evolution at low scales as is illustrated in Fig. 15. The large suppression of hadron yields in dAu collisions at forward rapidities found by BRAHMS and STAR [44, 45] is essentially sensitive to R_g^A at scales around $1 - 2 \text{ GeV}^2$ and $x_N \simeq 0.001$, and

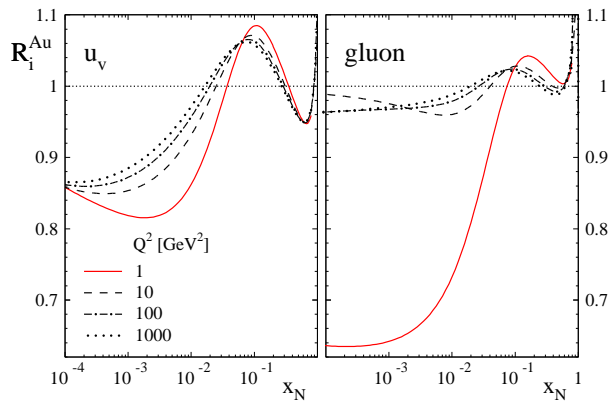


FIG. 15: Scale dependence of the valence quark (left) and gluon (right) nuclear modification factors for a gold nucleus as a function of x_N .

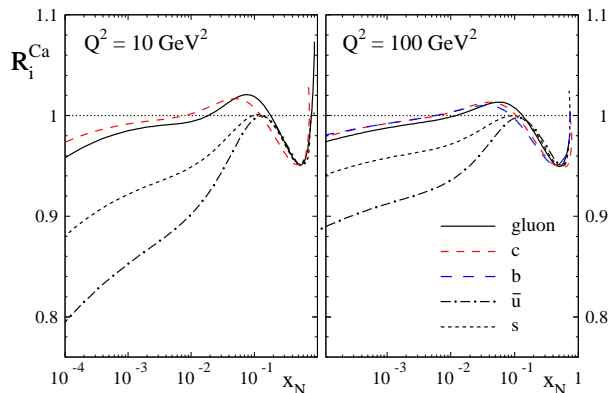


FIG. 16: Typical nuclear modifications obtained for the perturbatively generated heavy quark parton densities compared with those of the gluon and sea quarks for two values of Q^2 .

R_g^A can be forced to describe the data without spoiling the agreement of the fit with any other data; see also the discussion in [5]. As mentioned above, we refrain from doing so as the applicability of pQCD is not guaranteed in this kinematic region and the poor knowledge of FFs and possible medium modifications are other obstacles. As is also apparent from a comparison of Figs. 13 and 14, the uncertainties on R_g^A at small x_N also rapidly shrink under Q^2 evolution, presumably due to gluon radiation from quarks at large x_N , where they are well constrained. This was also observed in the EPS analysis, see Fig. 3 in [5], which uses a tolerance level of $\Delta\chi^2 = 50$ for 929 data points, compared to our $\Delta\chi^2 = 30$ for 1579 data points.

In order to illustrate also the effective nuclear modification for heavy quark flavors, we show in Fig. 16 the ratios of the the perturbatively generated charm and bottom nPDFs in a calcium nucleus and their counterparts for a free proton from MSTW [22]. Compared to the nuclear modifications of the light sea quarks and gluons, which are also displayed in Fig. 16, one finds that R_c^{Ca}

and R_b^{Ca} follow closely the x_N -shape of R_g^{Ca} . Such a behavior is expected as heavy quarks are generated by gluon splitting without requiring any non-perturbative input. The resulting R_c^{Ca} and R_b^{Ca} are hence fairly close to unity. More pronounced modifications R_g^A of the gluons as, for instance, obtained in the EPS analysis [5], would imprint larger effects also on R_c^A and R_b^A . There is also an interesting hierarchy in the amount of low x_N suppression, which is stronger the lighter the quark is.

Next, we discuss an important peculiarity of our gluon nPDF, not encountered or ignored so far in any of the previous analyses [3–5, 13]. While LO PDFs can be assigned a physical interpretation as probabilities, at NLO and beyond, they become scheme-dependent, non-physical quantities. In some recent fits of free proton PDFs, including our reference set of MSTW [22], the possibility of *negative* gluons at small momentum fractions and scales has been entertained and is actually preferred in the best fit of MSTW. The $\overline{\text{MS}}$ evolution kernels exhibit large order-by-order corrections at small x [48], resulting in rather unstable gluon distributions and huge corrections; see Fig. 57 and the detailed discussions in Sec. 13 of Ref. [22]. Since quarks tend to rise faster due to increasing powers of $\ln x$ in the splitting function P_{qg} at higher orders [48], gluons compensate for that by diminishing at small x and Q^2 .

As a result, the NLO gluon distribution in the MSTW analysis becomes valence-like at $Q^2 \simeq 2 \text{ GeV}^2$ and negative at low x for smaller scales as can be inferred from

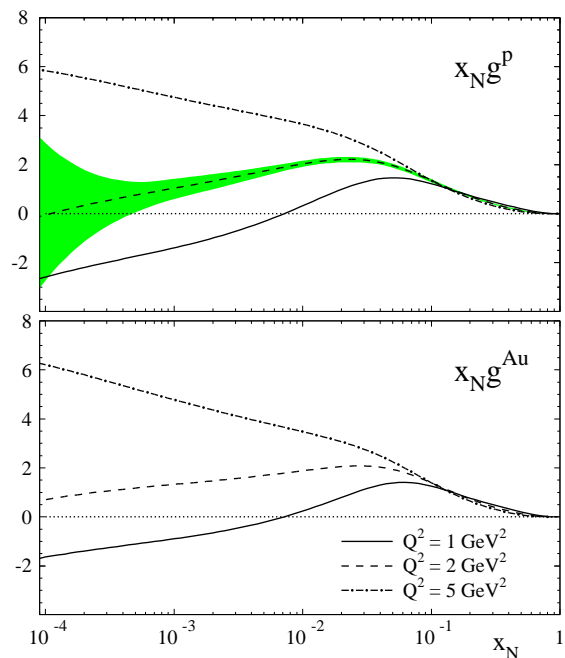


FIG. 17: Gluon distribution in a free (MSTW [22]) and bound (gold nucleus) proton at low values of Q^2 . The shaded band illustrates the 68% confidence level uncertainties at $Q^2 = 2 \text{ GeV}^2$ as estimated by MSTW.

Fig. 17. At scales $Q^2 \gtrsim 2 \text{ GeV}^2$, the gluon distribution starts to exhibit the well-known strong rise at small x . Negative gluons as such are not a problem as long as any physical cross section stays positive. The DIS structure function F_L is presumably the quantity which is most sensitive to its gluon contribution. The corresponding gluonic coefficient function also receives large order-by-order corrections at small x , which counter the decrease of the gluons and stabilize F_L beyond the NLO approximation [49]. Despite having negative gluons at small x and low Q^2 , F_L is well behaved for $Q^2 \gtrsim 2 \text{ GeV}^2$ at NLO and down to even lower Q^2 at NNLO; see Fig. 58 in [22].

Since our nPDFs are tied to the free proton PDFs of MSTW through the ansatz (7)-(9), our NLO nuclear gluon density inevitably also turns negative at small x_N and $Q^2 \lesssim 2 \text{ GeV}^2$ as can be seen from the lower panel of Fig. 17. Since $R_g^A < 1$ for small x_N at scale Q_0 , nPDFs are slightly less negative, and we have checked that F_L is positive for $Q^2 \gtrsim 2 \text{ GeV}^2$. In any case, it should be kept in mind, that the region $x_N \lesssim 0.01$ is not constrained by any experimental result for nPDFs. Also, since g^p and g^A evolve differently with scale, the ratio R_g is not well defined unless both gluon densities turn positive. For $Q^2 \lesssim 2 \text{ GeV}^2$ and small values of x_N , the ratio R_g can have nodes for our fit.

In Fig. 17 we also illustrate the typical uncertainties for the gluon PDF in a free proton in the low Q^2 region as estimated by MSTW (shaded band). They turn out to be very sizable for x values below a few times 10^{-4} . Corresponding uncertainties for the gluon distribution in a nucleus are even larger due to the extra uncertainties introduced by R_i^A . Since we parametrize the nuclear modification factors and estimate their uncertainties with respect to the best fit of MSTW, a self-consistent propagation of uncertainties to the nPDFs is not strictly possible; see discussions in Sec. 4 of [5]. To satisfy constraints from momentum and charge conservation, a simultaneous fit of free and bound proton PDFs would be necessary which does not appear to be feasible at this point given the limited experimental information with nuclear targets.

Finally, for completeness, we have a closer look at the actual behavior of the χ^2 function (13) near its minimum. As described above, it is advantageous to work with the eigenvector directions $\{z\}$ of the Hessian matrix, where surfaces of constant χ^2 are turned into hyper-spheres. The contours in Fig. 18 illustrate the overlap of each of the original $N_{\text{par}} = 25$ fit parameters $\{\xi\}$ listed in Tab. II with the set of eigenvectors $\{z\}$. Eigenvector 1 corresponds to the largest eigenvalue of the Hessian matrix, i.e., the direction where χ^2 changes most rapidly, and number 25 relates to the smallest eigenvalue. One can see that several eigenvectors have fairly strong correlations with only one or a small group of fit parameters, while others, in particular, those corresponding to smaller eigenvalues, overlap with more fit parameters. Overall, the result is not quite the ideal case, with a one-to-one correspondence between $\{\xi\}$ and $\{z\}$, thus making it difficult to draw conclusions. It basically reflects the

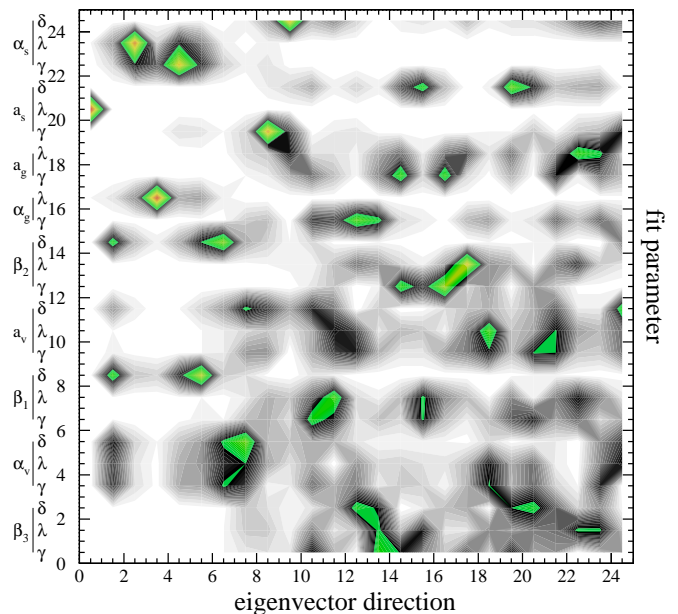


FIG. 18: Correlations between the fit parameters listed in Tab. II and the eigenvector directions of the Hessian matrix (see text).

complicated nature of a global analysis with minimizations in a highly correlated, multi-dimensional parameter space and most likely the still insufficient amount of experimental information to clearly pin down differences between sea and valence quarks on the one hand and sea quarks and gluons on the other. The need to parametrize not only the x_N shape of the nPDFs but also their A dependence further complicates the task.

In Fig. 19 we investigate the χ^2 profiles for each eigenvector direction. We vary one of the parameters $\{z\}$ at a time, keeping all other fixed. Of course, since each eigenvector overlaps, in principle, with all fit parameters, as is illustrated in Fig. 18, the latter are all allowed to change in this procedure. The variation is done in such a way that a given increase $\Delta\chi^2 = T^2$ is produced, and we compare the actual behavior (solid lines) for each eigenvector direction with the parabolic one (dotted lines) assumed in the Hessian approach. One can see from Fig. 18 that the quadratic approximation works reasonably well for most of the eigenvectors, with only few exceptions, most noticeable the profile for the direction corresponding to the second largest eigenvalue. Here, $T > 0$ leads to rather tiny changes in χ^2 . From Fig. 18 one can infer that this eigenvector is mainly correlated with the parameters α_v , a_v , and α_g . The lack of data at small x_N might explain to some extent the distorted χ^2 profile. Overall, we conclude from this exercise that our eigenvector sets $\{S^\pm\}$ for $\Delta\chi^2 = 30$ produce reasonable uncertainty estimates in the kinematic region constrained by data, i.e., for $x_N > 0.01$, with some caveats concerning the flavor and the quark versus gluon separation of nuclear modifications.

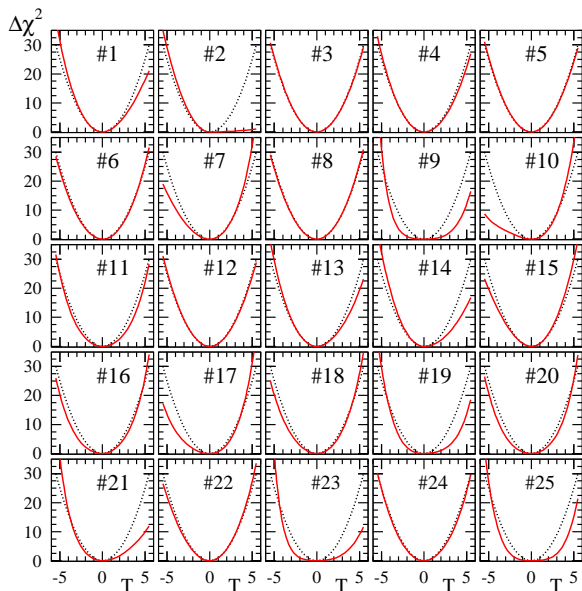


FIG. 19: Deviations (solid lines) from the expected parabolic behavior (dotted lines) $\Delta\chi^2 = T^2$ for each of the $N_{\text{par}} = 25$ eigenvector directions $\{z\}$ of the Hessian matrix.

IV. FUTURE PROBES

As has become clear from the discussions in the previous Section, more data are needed to further our knowledge of nPDFs to a point where one can address questions about possible deviations from linear scale evolution or a breakdown of factorization. The biggest obstacle for all global analyses of nPDFs is the lack of any DIS collider data with heavy ion beams. Measurements of the structure functions F_2 and, in particular F_L (see [50] for a recent study), as well as their scaling violations for various nuclei A would constrain the initial conditions for nPDFs in a vastly extended range of x_N , similar to the one where the partonic structure of free protons is probed at present. This would decisively determine also the A dependence of nPDFs and, most importantly, challenge the currently used theoretical framework in a kinematic range where large deviations are expected [10]. Different efforts are currently underway towards a realization of an electron-ion collider, see Refs. [11, 12] for a status of the EIC and LHeC projects, but even in the most optimistic scenario it will take at least another decade before first data will emerge.

In the meantime, interesting alternative probes are the rapidity dependence of inclusive prompt photon and DY lepton pair production in dAu and pPb collisions at RHIC and the LHC. In particular, yields at forward rapidities, where a large x valence quark in the deuteron (proton) interacts with a wee, small x_N parton in the nucleus, may reveal novel aspects of nPDFs. Despite having smaller cross sections and being experimentally more challeng-

ing, these electromagnetic probes have the advantage of not exhibiting any sensitivity to nuclear modifications in the final state. As we have discussed in Sec. III D, the way how the hadronization process and possible medium modifications are modeled can have an impact on the obtained nuclear gluon distribution. Prompt photon and DY di-lepton production will hence shed light on the consistency of presently determined nuclear effects.

As was also mentioned above, and will be seen in our results below, the only theoretical complication in analyzing electromagnetic probes is the presence of potentially significant isospin effects due to the direct coupling of photons to the electric charge of the quarks. This makes one sensitive to, for instance, the smaller density of u quarks in a nucleus than in a free proton due to the dilution from neutrons, which was discussed in some detail in case of prompt photon production in Ref. [42]. Such effects need to be taken into account when quantifying genuine nuclear modifications for bound protons.

Prompt photon production has been already advocated as a probe of the nuclear gluon density at small x_N in Refs. [42, 51]. Figure 20 shows expectations for prompt photon yields in dAu and pPb collisions, for central and forward ($\eta = 3$) photon rapidities, using our set of nPDFs (solid lines) and normalized to the corresponding cross section in pp collisions. For comparison, the ratios are also computed with the nDS [3] and EPS [5] sets of nPDFs. All calculations are performed at NLO accuracy [52]. To extract the genuine nuclear modifications, the computed ratios should be not compared with unity but with the dotted lines which indicate the relevance of the isospin effect. The latter curves are obtained with free proton PDFs throughout, ignoring any nuclear modifications for bound protons, and their deviation from unity is solely due to the dilution of the u quark density in a neutron-rich nucleus where $(A - Z) > Z$. To facilitate the discussions, Fig. 21 gives estimates of the average momentum fractions $\langle x_{p,d} \rangle$ and $\langle x_{Pn,Au} \rangle$ probed in the proton (deuteron) and the lead (gold) nucleus for the results shown in Fig. 20. The results for $\langle x_{p,d} \rangle$ and $\langle x_{Pn,Au} \rangle$ are obtained in the same way as we have outlined in Sec. III D.

At RHIC energies, central rapidity $\eta = 0$, and for $p_T \simeq 10$ GeV, one basically scans the gluon nPDF around the anti-shadowing region $x_N \sim 0.1$ and up into the EMC effect for larger p_T . At $\eta = 3$, one becomes sensitive to smaller momentum fractions but not below $x_N \simeq 0.01$ already covered by other data. Nevertheless, the pronounced differences in R_g^A between the EPS and our fit, as illustrated in Fig. 14, lead to characteristic differences for $d\sigma_{dAu}^\gamma/d\sigma_{pp}^\gamma$, and a measurement at RHIC will certainly help to further constrain R_g^A . At the LHC, momentum fractions x_N down to a few times 10^{-3} can be accessed with prompt photons produced at forward rapidities. For $\eta = 0$ and $p_T \gtrsim 20$ GeV one mainly probes the anti-shadowing peak. Again, any differences between the results obtained with the EPS and our set of nPDFs in Fig. 20 are readily explained by the corresponding be-

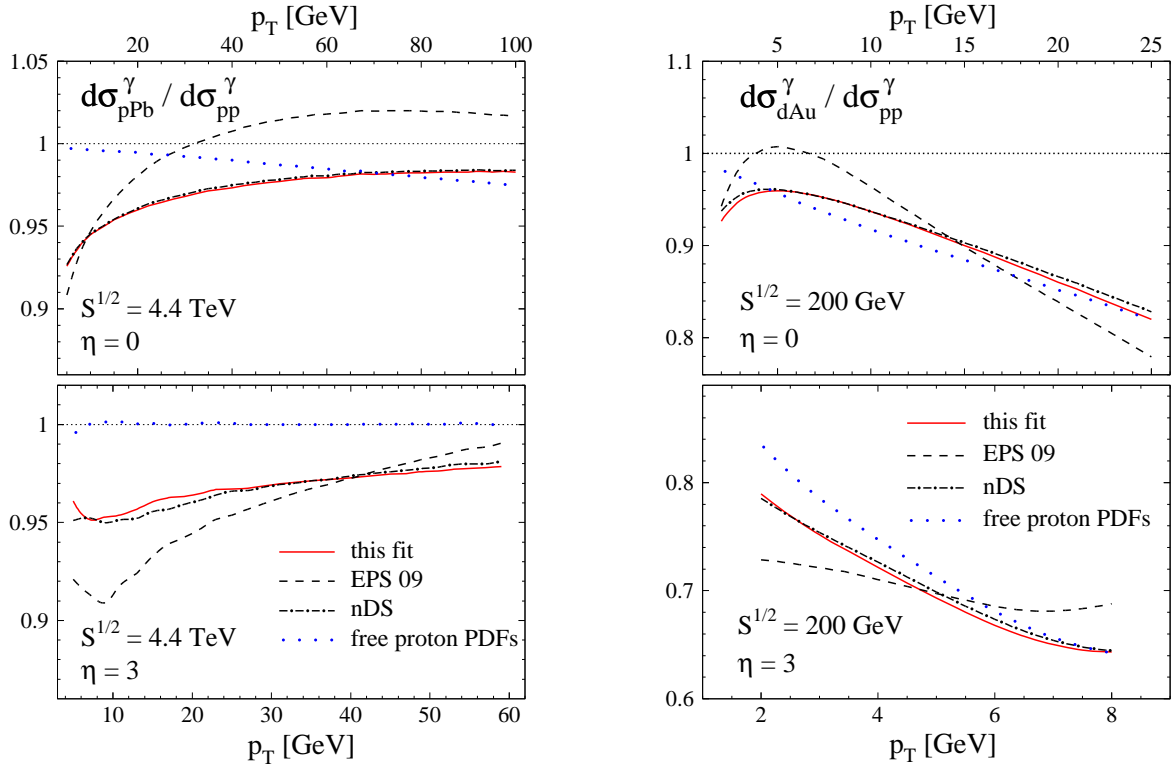


FIG. 20: Expectations for prompt photon production in pPb (left) and dAu (right) collisions at the LHC and RHIC, respectively, for central (upper part) and forward (lower part) photon rapidities η using our set of nPDFs (solid lines). Also shown are the results obtained with the nDS [3] (dot-dashed lines) and EPS [5] (dashed lines) sets of nPDFs. The dotted lines indicate the relevance of the isospin effect (see text). In each case the results are normalized to the corresponding cross section in pp collisions calculated with the PDFs from MSTW.

havior of R_g^A shown in Fig. 14.

As noticed from our analysis of nPDFs, Drell-Yan production provides an unique tool to disentangle the nuclear effects from valence and sea quark densities. At the lowest order in perturbation theory, and keeping only the leading u and d quark contributions for the sake of simplicity, the (nuclear) cross section (2) is given by the following combination

$$d\sigma_{DY}^{pA} \propto e_u^2 [u(x_1)\bar{u}^A(x_2) + \bar{u}(x_1)u^A(x_2)] + e_d^2 [d(x_1)\bar{d}^A(x_2) + \bar{d}(x_1)d^A(x_2)]. \quad (20)$$

Parton distributions are probed at values of $x_{1,2}$ which depend on the invariant mass M and the rapidity y of the dilepton pair (or, equivalently, the intermediate gauge boson). Again, at the lowest order the momentum fractions are given by

$$x_{1,2} = \frac{M}{\sqrt{S}} e^{\pm y}. \quad (21)$$

It follows that at large *positive* y , where $x_1 \sim 1$ and $x_2 \ll 1$, the cross section (20) will be dominated by the valence distribution of the proton probed at x_1 and the sea quark \bar{u}^A and \bar{d}^A nuclear modified distributions at rather low values of x_2 . The measurement of the cross

section ratio $d\sigma_{pA}^{DY}/d\sigma_{pp}^{DY}$ provides therefore direct access to the nuclear ratios $R_{\bar{u},\bar{d}}^A(x_2)$. On the other hand, at large *negative* rapidities, distributions are probed at $x_1 \ll 1$ and $x_2 \sim 1$, and Eq. (20) becomes sensitive to the nuclear ratios for the valence distributions instead.

Figure 22 shows the expectations for di-lepton pair production in pPb and dAu collisions at the LHC and RHIC, respectively, for invariant masses $M \geq 4$ GeV and normalized to the corresponding pp cross sections. The calculations are performed at NLO accuracy using the code from Ref. [53] and setting the renormalization and factorization scales as $\mu_F = \mu_R = M$. As in the prompt photon analysis, we include the prediction for the ratio using free proton PDFs. Isospin effects turn out to be rather small for negative rapidities but start to compete with the genuine nuclear modification at $y > 0$ (2) for RHIC (LHC) energies. It is worth noticing that for RHIC kinematics it is possible to cover values of x as low as 10^{-3} at large forward rapidity $y = 3$. In the case of the LHC with $\sqrt{s} = 4.4$ TeV and at the same rapidity for the di-lepton pair, one can explore values of $x \sim 5 \cdot 10^{-5}$, where even our present knowledge of the free proton distributions is incomplete and will be challenged. It is not unexpected then, that it is in this unexplored region where we observe the largest differences between the predictions obtained

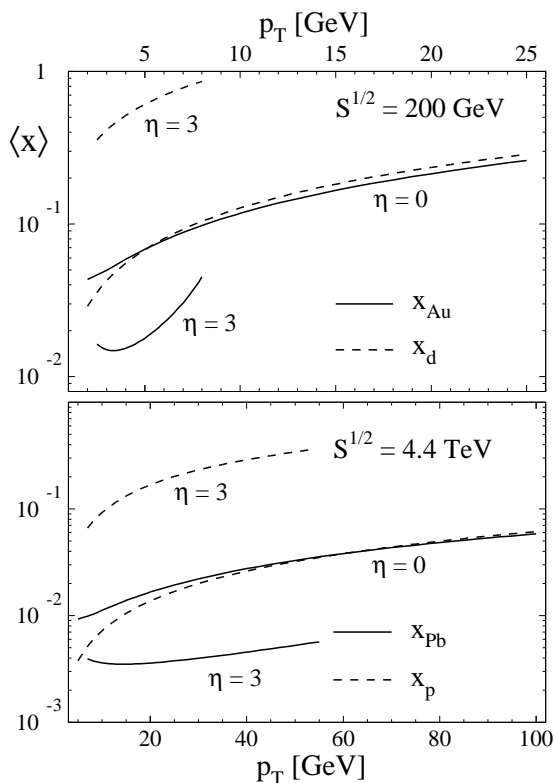


FIG. 21: Estimates of the average momentum fractions $\langle x_{p,d} \rangle$ and $\langle x_{Pn,Au} \rangle$ probed in the proton (deuteron) and the lead (gold) nucleus for the cross sections shown in Fig. 20.

with our nPDFs and those of Ref. [5], which otherwise agree due to their similar content of nuclear modification in the quark sector, as was already observed in Fig. 14. Clearly, measurements of DY cross section ratios at forward rapidities will further our knowledge of nPDFs.

Finally, we look into the production of hadrons in lepton-nucleus DIS which constitutes an excellent benchmark for different aspects of nuclear effects both in the initial and in the final-state. The process is crucially sensitive to the three main ingredients of a pQCD calculation: the effective parton content of the nuclei, the mechanism for partons fragmenting into the detected final-state hadron in a nuclear medium, and additional parton radiation before and after the interaction with the electromagnetic probe. The relevant pQCD framework is well known up to $\mathcal{O}(\alpha_s^2)$ [54, 55], and the phenomenological consequences of QCD corrections have been studied in detail in [56]. By choosing appropriate kinematical cuts, one can enhance different partonic subprocesses which, in turn, might be affected differently in a nuclear medium.

In Ref. [57] the H1 collaboration presented a measurement for neutral pion production in e^+p collisions at a c.m.s. energy of about $\sqrt{s} = 300 \text{ GeV}$. The π^0 's were required to be produced within a small angle $\theta_\pi \in [5^\circ, 25^\circ]$ from the proton beam in the laboratory frame, with an energy fraction $z_\pi = E_\pi/E_p > 0.01$, and $2.5 < p_T <$

15 GeV. The data confirmed previous measurements which suggested that pQCD predictions at LO accuracy underestimate the cross section at low x_B [58] whereas expectations based on BFKL dynamics [59] or on the parton content of virtual photons [60] yielded a better agreement. The disagreement between the H1 data and LO estimates based on $\mathcal{O}(\alpha_s)$ cross sections convoluted with LO PDFs and FFs could be as large as an order of magnitude, depending on the particular kinematical region. Since this is much larger than typical higher order corrections (“ K factor”) for such kind of process, it was suggested that the data indicate the onset of possible non-linear effects in the scale evolution. In Ref. [56] it was pointed out, however, that the particular set of kinematic cuts implemented in the H1 analysis strongly suppresses the LO contributions such that most of the observed cross section is indeed due to the $\gamma^* + g \rightarrow g + q + \bar{q}$ channel, which only opens up at $\mathcal{O}(\alpha_s^2)$, thus explaining the large K factor. More specifically, gluon initiated processes in which the pion is produced from a fragmenting gluon were found to be dominant.

Performing similar measurements at a future electron-nucleon collider [11, 12] would allow one to probe nPDFs, possible medium modifications in the FFs, as well as the validity of standard linear scale evolution and collinear factorization. In Fig. 23 we show expectations for the neutral pion cross section in different bins of Q^2 , obtained with different combinations of (n)PDFs and (n)FFs for both EIC (left panel) and LHeC (right panel) kinematics. In case of an EIC [12], we assume collisions of a 30 GeV electron beam with a 100 GeV (per nucleon) gold nucleus and similar cuts as in the H1 experiment except that the transverse momentum of the pion is now allowed to go down to 1 GeV. For the LHeC, our results refer to collisions of 60 GeV electrons with 2.75 TeV per nucleon lead ions. Interestingly, for both experiments the predictions based on EPS nPDFs [5] and ordinary vacuum FFs from DSS [27] show a clear enhancement relative to the expectations without any nuclear effects based on MSTW PDFs, which are largely indistinguishable from the results obtained with our new set nPDFs and DSS FFs. Using medium modified FFs [28] instead leads to a suppression relative to the MSTW(DSS) results.

V. SUMMARY AND CONCLUSIONS

We have performed an up-to-date determination of parton densities in nuclei [61] using an extended set of data for different observables involving nuclear targets and a modern set of parton distributions for free protons as reference. The resulting nPDFs are defined at NLO accuracy in QCD and in a general mass variable flavor number scheme. The determination of nPDFs includes error estimates obtained within the improved Hessian method for $\Delta\chi^2 = 30$ and a collection of alternative, eigenvector sets of nPDFs that allow one to propagate these uncertainties, in principle, to any desired observable depending

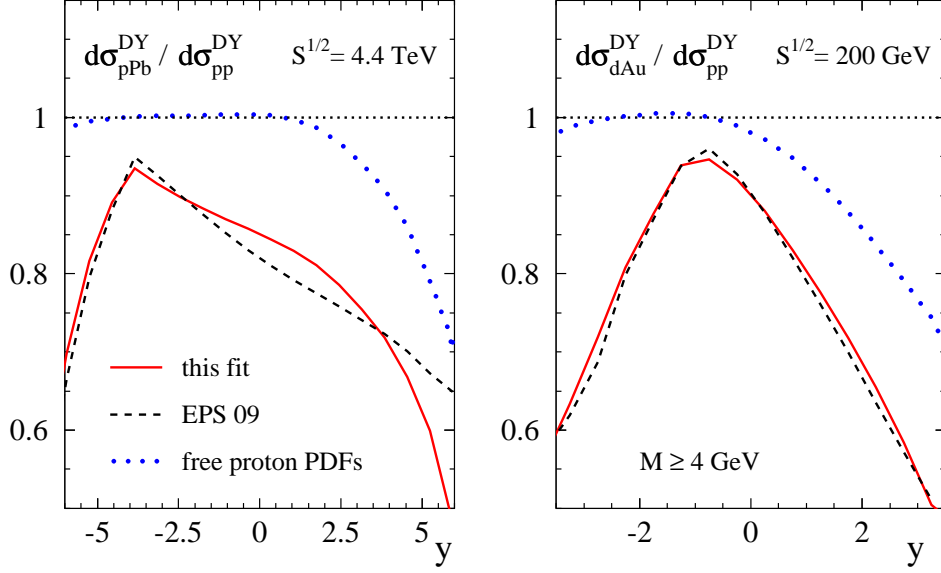


FIG. 22: Rapidity dependence for DY cross section ratios in pPb (left) and dAu (right) collisions at the LHC and RHIC, respectively, corresponding to invariant masses $M \geq 4$ GeV. The lines represent the expectations for our set of nPDFs (solid), EPS [5] (dashed), and the result without considering nuclear effects (dotted).

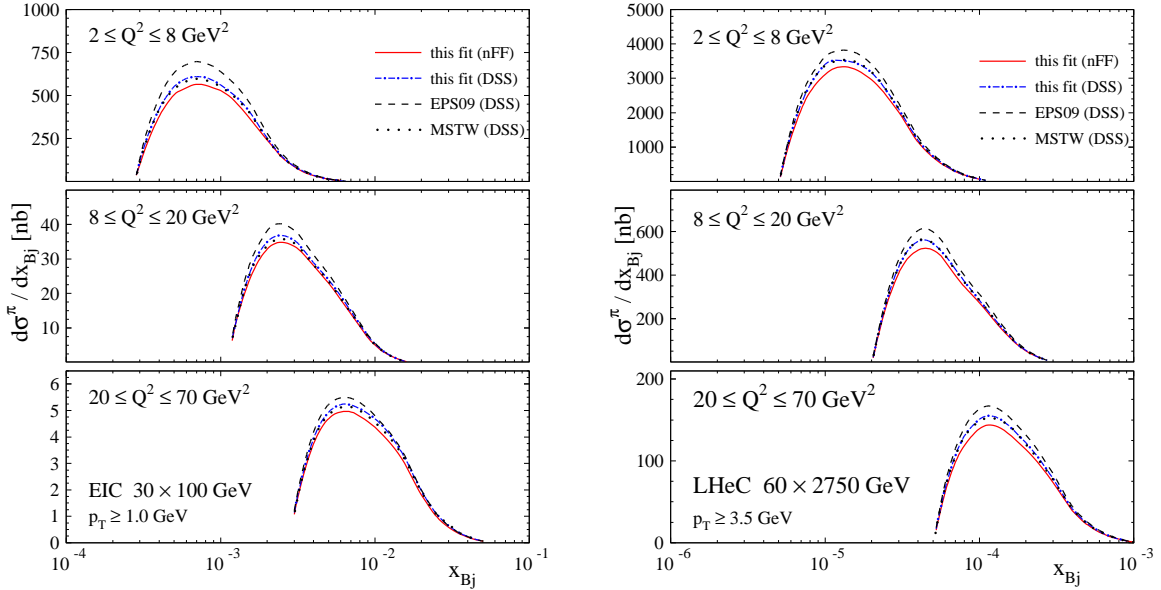


FIG. 23: Neutral pion production in DIS in different bins of Q^2 as a function of Bjorken x for four combinations of (n)PDFs and FFs. The solid lines represent the result obtained with our best fit of nPDFs and the medium modified FFs of [28]. **left:** Collisions of 30 GeV electrons and 100 GeV per nucleon gold ions at an EIC [12]. The p_T of the pion is restricted to be larger than 1 GeV. **right:** Collisions of 60 GeV electrons and 2.75 TeV per nucleon lead ions at the LHeC [11] and $p_T > 3.5$ GeV.

on these distributions.

Our results are fully consistent, within uncertainties, with a previous determination of nPDFs in Ref. [3] based on a much more limited set of data, except for the nuclear modifications of the strange quark distribution, mainly

due to significant changes in the underlying free proton reference density. The nuclear modifications for gluons are still found to be rather moderate in the entire range of momentum fractions, despite including novel experimental results from dAu collisions. Noticeable devia-

tions to Ref. [3] are only found towards small values of x and are due to extrapolations outside the kinematic region constrained by data. We have also presented nuclear parton densities for charm and bottom quarks, that were ignored in the previous analysis. They are generated radiatively, i.e., without any additional free parameters, from the gluon and light quark distributions in a general mass variable flavor number scheme.

At variance with Refs. [13, 15], we find no conflicting patterns of nuclear modifications for neutral and charged current deep-inelastic scattering data. We notice, however, that the latter set of data have an important impact on the shape of the extracted nuclear sea quark densities whose modification factors appear to be significantly different to those found for the valence quarks.

Compared to the fit in Ref. [5], which also includes some of the available inclusive hadron production data in dAu collisions from RHIC, we account also for possible nuclear modifications in the hadronization process, which are known to be sizable in multiplicity ratios in SIDIS, and refrain from assigning an inflated weight ω_{dAu} for this subset of data in the fit. The resulting nuclear gluon density in the relevant x region constrained by dAu data differs considerably from the one obtained in the EPS analysis [5]. Compared to the latter fit, which is characterized by an anti-shadowing and EMC effect considerable larger than those for quarks, our gluon density exhibits only moderate nuclear corrections. The use of standard vacuum rather than modified fragmentation functions in our global analysis leads to a marginally poorer quality of the fit well inside the tolerated increase in χ^2 .

Uncertainties in the nPDFs extraction are still found to be rather large, in spite of the inclusion of additional data sets, in particular, when compared to the present knowledge of PDFs for free protons. As always, the estimated uncertainty bands depend on the chosen tolerance criterion, for which we use $\Delta\chi^2 = 30$, and are only trustworthy in the region of momentum fractions constrained by data. Extrapolations below $x_N \simeq 0.01$ depend mainly on the functional form used in the fit and do not reflect the true uncertainties.

Finally, we have presented expectations based on the obtained set of nPDFs for some promising hard probes comprising prompt photon and forward DY di-lepton production at RHIC and the LHC. These measurements are expected to further our knowledge of nuclear modifications and test their universality. Compared to hadron or jet production at RHIC or the LHC, electromagnetic probes have the advantage of being independent of possible medium modifications of the final state. The biggest obstacle in current determinations of nPDFs is, however, the complete lack of collider data for DIS off nuclear targets, which would constrain nPDFs down to considerably lower values of momentum fractions than present fixed-target data. It is in this kinematic regime of high gluon density where one primarily expects non-linear effects in the scale evolution and a breakdown of standard collinear factorization. The science case for a future electron-ion collider such as an EIC or the LHeC is currently under review but first data are at best expected in a decade from now.

Acknowledgments

We thank J. Blümlein, A. Hasselhuhn, S. Moch, and S. Alekhin for their support concerning the heavy flavor Wilson coefficients and W. Vogelsang and G. Watt for their help with the calculations of the prompt photon yields and the MSTW PDFs, respectively. We are also grateful to N. Armesto, H. Paukkunen and C. Salgado for useful discussions. We thank D. Barmak for his participation in the initial stage of this work. D.dF. acknowledges support from the Pauli Center for Theoretical Studies (Zürich). M.S. acknowledges support by the U.S. Department of Energy under contract number DE-AC02-98CH10886. This work was partially supported by CONICET, ANPCyT, UBACyT, and by the Research Executive Agency (REA) of the European Union under the Grant Agreement number PITN-GA-2010-264564 (LHCPhenoNet).

-
- [1] J. J. Aubert *et al.* [European Muon Collaboration], Phys. Lett. B **123**, 275 (1983).
 [2] For a review on DIS off nuclei, see, e.g., M. Arneodo, Phys. Rept. **240**, 301 (1994).
 [3] D. de Florian and R. Sassot, Phys. Rev. D **69**, 074028 (2004).
 [4] M. Hirai, S. Kumano, and T. H. Nagai, Phys. Rev. C **76**, 065207 (2007).
 [5] K. J. Eskola, H. Paukkunen, and C. A. Salgado, JHEP **0904**, 065 (2009).
 [6] See, e.g., D. F. Geesaman, K. Saito, and A. W. Thomas, Ann. Rev. Nucl. Part. Sci. **45**, 337 (1995); L. Frankfurt, V. Guzey, and M. Strikman, Phys. Rev. D **71**, 054001 (2005); V. Guzey and M. Strikman, Phys. Lett. B **687**, 167 (2010); N. Armesto, A. B. Kaidalov, C. A. Salgado, and K. Tywoniuk, Eur. Phys. J. C **68**, 447 (2010) and references therein.
 [7] A. Accardi *et al.*, arXiv:hep-ph/0308248.
 [8] C. A. Salgado *et al.*, arXiv:1105.3919 [hep-ph].
 [9] See, e.g., E. A. Paschos and J. Y. Yu, Phys. Rev. D **65**, 033002 (2002).
 [10] See, e.g., L. V. Gribov, E. M. Levin, and M. G. Ryskin, Phys. Rept. **100**, 1 (1983); A. H. Mueller and J. Qiu, Nucl. Phys. B **268**, 427 (1986); L. D. McLerran and R. Venugopalan, Phys. Rev. D **49**, 2233 (1994); D **49**, 3352 (1994); D **50**, 2225 (1994); N. Armesto *et al.* (ed.), J. Phys. G **35**, 054001 (2008); J. L. Albacete, N. Armesto, J. G. Milhano, and C. A. Salgado, Phys. Rev. D **80**,

- 034031 (2009).
- [11] For information on the LHeC project, see www.lhec.org.uk.
- [12] D. Boer *et al.*, [arXiv:1108.1713](https://arxiv.org/abs/1108.1713).
- [13] I. Schienbein *et al.*, Phys. Rev. **D77**, 054013 (2008); **D 80**, 094004 (2009).
- [14] H. Paukkunen and C. A. Salgado, JHEP **1007**, 032 (2010).
- [15] K. Kovarik *et al.*, Phys. Rev. Lett. **106**, 122301 (2011).
- [16] D. de Florian, Phys. Rev. D **67**, 054004 (2003); B. Jäger, A. Schäfer, M. Stratmann, and W. Vogelsang, Phys. Rev. D **67**, 054005 (2003); B. Jäger, M. Stratmann, and W. Vogelsang, Phys. Rev. D **70**, 034010 (2004).
- [17] D. de Florian, R. Sassot, M. Stratmann, and W. Vogelsang, Phys. Rev. Lett. **101**, 072001 (2008); Phys. Rev. D **80**, 034030 (2009);
- [18] M. Tzanov *et al.* [NuTeV Collaboration], Phys. Rev. **D74**, 012008 (2006).
- [19] J. P. Berge *et al.* [CDHSW Collaboration], Z. Phys. **C49**, 187 (1991).
- [20] G. Onengut *et al.* [CHORUS Collaboration], Phys. Lett. B **632**, 65 (2006).
- [21] M. Stratmann and W. Vogelsang, Phys. Rev. D **64**, 114007 (2001).
- [22] A. D. Martin, W. J. Stirling, R. S. Thorne, and G. Watt, Eur. Phys. J. **C63**, 189 (2009).
- [23] J. Pumplin, D. R. Stump, and W. K. Tung, Phys. Rev. D **65**, 014011 (2001); J. Pumplin *et al.*, Phys. Rev. D **65**, 014013 (2001).
- [24] S. S. Adler *et al.* [PHENIX Collaboration], Phys. Rev. Lett. **98** 172302 (2007).
- [25] J. Adams *et al.* [STAR Collaboration], Phys. Lett. B **616**, 8 (2005); **B 637**, 161 (2006).
- [26] B. I. Abelev *et al.* [STAR Collaboration], Phys. Rev. C **81**, 064904 (2010).
- [27] D. de Florian, R. Sassot, and M. Stratmann, Phys. Rev. D **75**, 114010 (2007).
- [28] R. Sassot, M. Stratmann, and P. Zurita, Phys. Rev. D **81**, 054001 (2010).
- [29] A. Airapetian *et al.* [HERMES Collaboration], Nucl. Phys. B **780**, 1 (2007); Phys. Lett. B **684**, 114 (2010).
- [30] T. Gottschalk, Phys. Rev. D **23**, 56 (1981); M. Gluck, S. Kretzer, and E. Reya, Phys. Lett. B **380**, 171 (1996) [Erratum-ibid. B **405**, 391 (1997)].
- [31] J. Blumlein, A. Hasselhuhn, P. Kovacikova, and S. Moch, Phys. Lett. **B700**, 294 (2011).
- [32] D. de Florian, R. Sassot, and M. Stratmann, Phys. Rev. D **76**, 074033 (2007).
- [33] J. Ashman *et al.* [European Muon Collaboration], Z. Phys. C **57** 211, (1993).
- [34] P. Amaudruz *et al.* [New Muon Collaboration], Nucl. Phys. **B441**, 3 (1995); M. Arneodo *et al.* [New Muon Collaboration], **B441**, 12 (1995).
- [35] M. Arneodo *et al.* [New Muon Collaboration], Nucl. Phys. **B481**, 3 (1996).
- [36] M. Arneodo *et al.* [New Muon Collaboration], Nucl. Phys. **B481**, 23 (1996).
- [37] J. Gomez *et al.* [SLAC E-139 Collaboration], Phys. Rev. D **49**, 4348 (1994).
- [38] D. M. Alde *et al.* [E772 Collaboration], Phys. Rev. Lett. **64**, 2479 (1990).
- [39] M. A. Vasiliev *et al.* [E866 Collaboration], Phys. Rev. Lett. **83**, 2304 (1999).
- [40] J. J. Aubert *et al.* [European Muon Collaboration], Nucl. Phys. B **293**, 740 (1987); A. C. Benvenuti *et al.* [BCDMS Collaboration], Phys. Lett. B **237**, 599 (1990); M. R. Adams *et al.* [E665 Collaboration], Phys. Rev. Lett. **75**, 1466 (1995); M. Arneodo *et al.* [New Muon Collaboration], Nucl. Phys. B **487**, 3 (1997).
- [41] J. Seely *et al.*, Phys. Rev. Lett. **103**, 202301 (2009).
- [42] F. Arleo, K. J. Eskola, H. Paukkunen, and C. A. Salgado, JHEP **1104**, 055 (2011).
- [43] R. Sassot, P. Zurita, and M. Stratmann, Phys. Rev. D **82**, 074011 (2010).
- [44] I. Arsene *et al.* [BRAHMS Collaboration], Phys. Rev. Lett. **93**, 242303 (2004).
- [45] J. Adams *et al.* [STAR Collaboration], Phys. Rev. Lett. **97**, 152302 (2006).
- [46] D. Stump *et al.*, Phys. Rev. D **65**, 014012 (2001).
- [47] M. Guzzi, P. Nadolsky, E. Berger, H. -L. Lai, F. Olness, and C. -P. Yuan, [arXiv:1101.0561](https://arxiv.org/abs/1101.0561) [hep-ph].
- [48] A. Vogt, S. Moch, and J. A. M. Vermaseren, Nucl. Phys. B **691**, 129 (2004).
- [49] S. Moch, J. A. M. Vermaseren, and A. Vogt, Phys. Lett. B **606**, 123 (2005); Nucl. Phys. B **724**, 3 (2005).
- [50] N. Armesto, H. Paukkunen, C. A. Salgado, and K. Tywoniuk, Phys. Lett. B **694**, 38 (2010).
- [51] F. Arleo, T. Gousset, Phys. Lett. **B660**, 181 (2008); C. Brenner Mariotto and V. P. Goncalves, Phys. Rev. C **78**, 037901 (2008).
- [52] P. Aurenche, A. Douiri, R. Baier, M. Fontannaz, and D. Schiff, Phys. Lett. B **140**, 87 (1984); P. Aurenche, R. Baier, M. Fontannaz, and D. Schiff, Nucl. Phys. B **297**, 661 (1988); H. Baer, J. Ohnemus, and J. F. Owens, Phys. Rev. D **42**, 61 (1990); L. E. Gordon and W. Vogelsang, Phys. Rev. D **48**, 3136 (1993); **D 50**, 1901 (1994).
- [53] D. de Florian and W. Vogelsang, Phys. Rev. D **81**, 094020 (2010).
- [54] A. Daleo, C. A. Garcia Canal, and R. Sassot, Nucl. Phys. B **662**, 334 (2003).
- [55] A. Daleo and R. Sassot, Nucl. Phys. B **673**, 357 (2003).
- [56] A. Daleo, D. de Florian, and R. Sassot, Phys. Rev. D **71**, 034013 (2005).
- [57] A. Aktas *et al.* [H1 Collaboration], Eur. Phys. J. **C36**, 441 (2004).
- [58] C. Adloff *et al.* [H1 Collaboration], Phys. Lett. B **462**, 440 (1999).
- [59] J. Kwiecinski, A. D. Martin, and J. J. Outhwaite, Eur. Phys. J. **C9**, 611 (1999).
- [60] H. Jung, L. Jonsson, and H. Kuster, [hep-ph/9805396](https://arxiv.org/abs/hep-ph/9805396).
- [61] The best fit and the Hessian eigenvector sets of our nPDFs are available upon request from the authors.