

Global stability of stationary patterns in bistable reaction-diffusion systems

G. Izús, R. Deza, and O. Ramírez

Departamento de Física, Facultad de Ciencias Exactas y Naturales, Universidad Nacional de Mar del Plata, Deán Funes 3350, 7600 Mar del Plata, Argentina

Horacio S. Wio and D. H. Zanette

Centro Atómico Bariloche, Comisión Nacional de Energía Atómica and Instituto Balseiro, Universidad Nacional de Cuyo, 8400 San Carlos de Bariloche, Argentina

C. Borzi

Comisión Nacional de Energía Atómica, Avenida del Libertador 8250, 1429 Buenos Aires, Argentina

(Received 1 December 1994)

We study a piecewise linear version of a one-component, one-dimensional reaction-diffusion bistable model, with the aim of analyzing the effect of boundary conditions on the formation and stability of stationary patterns. The analysis proceeds through the study of the behavior of the Lyapunov functional in terms of a control parameter: the reflectivity at the boundary. We show that, in this example, this functional has a very simple and direct geometrical interpretation.

PACS number(s): 05.70.Ln, 47.54.+r, 82.40.Ck

I. INTRODUCTION

The subject of self-organization or nonequilibrium pattern formation has captured the attention of researchers during more than a decade, and is by now one of the most active fields in the physics of complex systems [1]. The extremely rich variety of nonequilibrium systems that one can consider calls for different descriptions. Among them, the reaction-diffusion (RD) approach has shown to be a very fertile source of models for interesting phenomena in natural and social sciences, where structures can arise and last for longer or shorter periods of time according to their degree of stability [2]. In particular, the possibility of a solitary pattern without propagation in an infinite medium was established [3].

For one- and two-component systems, boundary conditions (BC's) have been recently shown to play a relevant role in the formation and stability of patterns [4,5]. We are concerned here with the role of BC's in pattern selection, and particularly with the global stability of the resulting structures. As it was indicated in Ref. [4], the choice of Neumann or Dirichlet BC corresponds physically to complete reflection or absorption at the boundaries, respectively. The more realistic case of a partially reflecting (or absorbing) boundary is adequately taken into account by the albedo BC [4,5].

The specific model we shall focus on belongs to a family of one-component models with a broad range of applications [7]. These are so-called bistable reaction-diffusion models, whose general formulation is

$$\frac{\partial T}{\partial t} = D \nabla^2 T + F(T), \quad (1)$$

where D is the diffusion coefficient, $T(z, t)$ is a real field that represents the magnitude of interest, and the nonlinear term $F(T)$ is the source (or dissipation) term. In

the bistable case, $F(T)$ is generally a cubiclike function (with three roots, two stable and one unstable fixed points).

As in Ref. [4,5], we shall concentrate on a bounded one-dimensional system and impose the most general linear homogeneous BC, namely, the albedo BC. These relate the normal derivative of the field with its value at the boundary Γ , through an albedo parameter k :

$$\left. \frac{\partial T}{\partial n} \right|_{\Gamma} = -kT|_{\Gamma}. \quad (2)$$

Their physical meaning is that the boundary acts as a partially absorbing or reflecting medium. They have Neumann's BC (totally reflecting, i.e., $k \rightarrow 0$) and Dirichlet's BC (totally absorbing, i.e., $k \rightarrow \infty$) as limits, and can describe most real situations in a more accurate way.

In this paper we want to present an analysis of the effect of the BC on the formation and stability of stationary patterns through an overview of the global stability of the structures. In order to reach such a goal we shall profit by using the concept of Lyapunov functional and through its study get information on the form that the albedo parameter controls the shape of the patterns and their global stability. This kind of approach, based on the use of the concept of the Lyapunov functional, has not been exploited in the realm of reaction-diffusion systems because it is usually not possible, insofar as some potential conditions are not fulfilled, to obtain a Lyapunov function in a general problem. However, Graham and collaborators [6], who have been pioneers in introducing the concept of a nonequilibrium potential, have investigated the form of such Lyapunov-like functionals in several problems of systems far from equilibrium, such as spatially extended systems described by the complex

Ginzburg-Landau equation. Such results indicate the possibility of getting information about such functionals and about global stability even though the system does not fulfill the above potential conditions. In this work, as we study a one-component system, the form of the functional is well known [7]. Nevertheless, we perform such an analysis in order to gain insight into the way that the variation of the albedo parameter changes the value of the Lyapunov functional, altering the relative stability by including changes between the stable and metastable states. The stable states will correspond to attractors (minima) of the functional while the unstable ones will be saddle points, defining the barrier height between attractors.

II. THE BALLAST RESISTOR

We particularize our analysis to the ballast resistor model [8,9]. The ballast resistor has been used as a current stabilizer for a long time. It consists of a wire (or a thin ribbon) through which an electric current flows, immersed in a thermal bath whose temperature is taken as reference, i.e., $T_B = 0$. For the sake of concreteness we restrict ourselves here to its superconducting version, described by the so-called “hot-spot” model and used as a model for thermal transfer in superconducting microbridges [10]. Below the critical temperature $T_c > 0$ there is no Joule dissipation; above T_c , the latter occurs at a basically constant rate (independent of T). The piecewise linearization results from the above-mentioned characteristics, as a natural approximation. After a suitable variable rescaling, the energy-balance equation can be written in the form

$$\frac{\partial T}{\partial t} = \nabla^2 T - T + \theta(T - T_{ch}), \quad (3)$$

where θ is the Heaviside function, and $T_{ch} = T_c/T_h$, $T_h > 0$ being the ratio between the dissipation rate and the transfer of heat to the bath. $T(\mathbf{r}, t)$ is the scaled temperature field, which determines the (nonequilibrium) state of the system.

It turns out [9] that, when $T_{ch} < 1$, the system has only two uniform stationary states: $T = 0$ and $T = 1$. When albedo BC's are imposed [4], only $T = 0$ survives as a stationary and homogeneous solution. There are however inhomogeneous stationary solutions to Eq. (3) where two kinds of regions coexist: those where $T > T_{ch}$ (the system is said to be activated), and those where $T < T_{ch}$ (the system is called unactivated). In this work we restrict ourselves to the one-dimensional case (wire) and consider the system to be bounded in the interval $-z_L < z < z_L$. In the near future we shall consider other geometries. We keep the left end either isolated (Neumann BC) or in contact with the heat bath (Dirichlet BC) and assume that the right end is partially isolated, so that the heat flux at this end is partially reflected (albedo BC).

Equation (3) can be solved, in the stationary case, following the technique already discussed in Ref. [4]. Different analytical forms (which are in this case linear combinations of hyperbolic functions) should be proposed for $T(z)$, depending on whether $T > T_{ch}$ or $T < T_{ch}$.

Those forms, as well as their first derivatives, must be matched at the spatial coordinates of the boundaries between the activated and unactivated regions, that we denote generally by z_{ci} . Through that matching procedure we get the general solution for the stationary case. In order to identify the matching points z_{ci} , we have to solve the transcendental equations given by the conditions $T(z_{ci}) = T_{ch}$. These result in self-consistent implicit equations for z_{ci} in terms of k .

The local stability can be analyzed by means of the linearized equation for the perturbation, in a standard way. The eigenvalues of this equation allow us to distinguish the unstable patterns from the stable ones. Writing the solution as

$$T(z, t) = T_{st}(z) + \phi(z)e^{-\lambda t}, \quad (4)$$

where $T_{st}(z)$ is a stationary solution, we get to the first order the following eigenvalue equation:

$$-\frac{\partial^2 \phi}{\partial z^2} + \phi - \sum_i \frac{\delta(z - z_{ci})}{|\partial T_{st}/\partial z|_{z_c}} \phi = \lambda \phi, \quad (5)$$

which has to be solved numerically with the same BC (the sum runs over all the matching points). The eigenvalues determine the local stability properties of the stationary patterns.

III. GLOBAL STABILITY: THE LYAPUNOV FUNCTIONAL

Despite the usefulness of the linear stability analysis, it does not distinguish between the stable and metastable states. This is an important question when there are two or more locally stable structures for a given BC, as in our case. In order to perform a global stability analysis, it becomes necessary to write Eq. (3) in a potential form:

$$\frac{\partial T}{\partial t} = -\frac{\delta \mathcal{F}[T]}{\delta T}, \quad (6)$$

where \mathcal{F} is the Lyapunov functional [7], defined as

$$\mathcal{F}[T] = \int_{-z_L}^{+z_L} \left\{ -\mathcal{G}[T] + \frac{1}{2}(\nabla T)^2 \right\} dz + \frac{kT^2}{2} \Big|_{z_L}, \quad (7)$$

and satisfying

$$\dot{\mathcal{F}} = \frac{d\mathcal{F}}{dt} = -\int \left[\frac{\delta \mathcal{F}}{\delta T} \right]^2 dz \leq 0. \quad (8)$$

We see that $\dot{\mathcal{F}}$ vanishes for stationary distributions and is negative in any other case. Every stable stationary distribution corresponds to a minimum of this functional. During its temporal evolution, \mathcal{F} decreases until it reaches one of its minima. Hence, the evolution of this system consists in the approach to one of its stable stationary distributions. \mathcal{F} is of great usefulness in discussing the global stability of the patterns. The unstable structures are related to extrema which are not minima of \mathcal{F} .

In the present case, \mathcal{G} is defined by

$$\mathcal{G}[T] = \int_0^T [-T' + \theta(T' - T_{ch})] dT', \quad (9)$$

and we need to impose the Albedo BC at $+z_L$. Integrating by parts the kinetic term in Eq. (7), we find that

$$\mathcal{F}[T] = \int_{-z_L}^{+z_L} T_{ch} \theta(T - T_{ch}) - \frac{1}{2} \int_{-z_L}^{+z_L} T \theta(T - T_{ch}) dz - \frac{1}{4} \frac{\partial}{\partial t} \int_{-z_L}^{+z_L} T^2 dz, \quad (10)$$

where we have used Eq. (3) to simplify inside the integral. In the case of specializing the functional at the stationary solutions, it takes the simple form

$$\mathcal{F} = \frac{1}{2} [(\text{lower area}) - (\text{upper area})], \quad (11)$$

where the terms upper and lower refer, respectively, to the areas of the activated region above and below T_{ch} (see Fig. 1). In two-region patterns, that region is located between z_c and z_L , and in three-region patterns, it is located between z_{c1} and z_{c2} . Despite the fact that its validity seems to be restricted to the present model, this is a remarkable result: the value of \mathcal{F} is *uniquely* determined by this area difference, which is easily calculable.

As it is to be expected, linearly stable solutions are relative minima of \mathcal{F} . The stable stationary solution corresponds to the absolute minimum of \mathcal{F} . The other linearly stable solutions correspond to metastable states. The dependence of \mathcal{F} upon k will give us information about the way in which the boundary conditions affect the global stability of the structures.

The Lyapunov functional so obtained can be explored in the neighborhood of a reference state. We particularize the analysis to two-region patterns (to be discussed later). In order to analyze the nature of the resulting solution we make a functional expansion of Eq. (8) around a stationary solution $T_{st}(z)$:

$$\mathcal{F}[T_{st}(z) + \phi(z, t)] = \mathcal{F}[T_{st}(z)] + \int_{-z_L}^{+z_L} [\phi^2 + (\nabla\phi)^2] dz - \phi^2 / T'_{st}(z_c). \quad (12)$$

By using as a perturbation function an eigenfunction of the linear stability problem (satisfying the same BC) as in Eq. (4) and using Eq. (5), we obtain

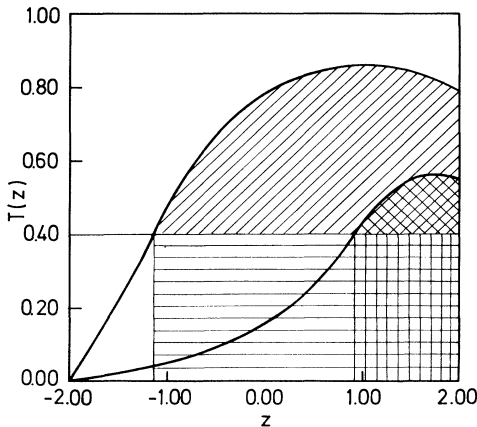


FIG. 1. A typical nonuniform stationary pattern for this system. The areas referred to in Eq. (11) are shaded.

$$\int_{-z_L}^{+z_L} [\phi^2 + (\nabla\phi)^2] dz - \phi^2 / T'_{st}(z_c) = -\frac{1}{4} \frac{\partial}{\partial t} \int_{-z_L}^{+z_L} \phi^2 dz, \quad (13)$$

leading finally to

$$\mathcal{F}[T_{st}(z) + \phi(z, t)] = \mathcal{F}[T_{st}(z)] - \frac{\lambda}{2} \int_{-z_L}^{+z_L} \phi^2 dz, \quad (14)$$

which shows explicitly that the unstable patterns are associated with saddle points in the functional space. It is the eigenfunction in the unstable manifold that produces the increase of the functional, showing the saddle-point character. The value of \mathcal{F} at the unstable patterns gives the barrier height between the uniform and nonuniform attractors (the separator between the respective attraction basins). This information is extremely relevant in order to study the effects of fluctuations on this type of systems [6,11].

IV. STATIONARY STRUCTURES AND THEIR STABILITY

Here we discuss the formation and global stability of several types of stationary patterns. We focus our attention on simple patterns. Five cases will be considered: patterns of two regions with an activated zone on the right and (a) a Dirichlet BC or (b) a Neumann BC at $-z_L$; patterns of three regions with a central activated zone and (c) a Neumann BC or (d) a Dirichlet BC at $-z_L$; and (e) periodic structures. We impose the albedo BC at the right end in all the cases except (e), where the BC's are naturally Neumann BC's in both boundaries. After some algebra, the general solution in the two-region case can be written in terms of the values of the temperature profile and its derivative at $z = z_c$, $T(z_c)$, and $T'(z_c)$, as

$$T(z) = T(z_c) \cosh(z - z_c) + T'(z_c) \sinh(z - z_c) \quad (15)$$

in the unactivated region, and

$$T(z) = [T(z_c) - 1] \cosh(z - z_c) + T'(z_c) \sinh(z - z_c) + 1 \quad (16)$$

in the activated region. If we impose the BC at $-z_L$ and the constraint at z_c , we obtain

$$T(z) = \frac{T'_c \sinh(z + z_L)}{\cosh(z_c + z_L)} \quad (17)$$

and

$$T(z) = \frac{T'_c \sinh(z + z_L)}{\cosh(z_c + z_L)} + 1 - \cosh(z + z_L) \quad (18)$$

for the Dirichlet BC, case (a), and

$$T(z) = \frac{T'_c \cosh(z + z_L)}{\sinh(z_c + z_L)} \quad (19)$$

and

$$T(z) = \frac{T'_c \cosh(z + z_L)}{\sinh(z_c + z_L)} + 1 - \cosh(z + z_L) \quad (20)$$

for the Neumann BC, case (b). Note that these BC's impose, respectively, the restrictions $T_c \leq T'_c$ and $T'_c \leq T_c$. The albedo BC at z_L gives the relationship between k and T'_c . The method can be readily generalized for structures with many zones.

A. Two-region patterns

In the case of two-region patterns, there is a maximum allowed value of k , beyond which three-zone structures appear. In Fig. 2 the behavior of z_c vs k can be seen for the patterns arising in case (a) (the curves are parameterized with the value of T_{ch}). For small k values there are two branches of $z_c(T_{ch}, k)$ and therefore two nonuniform structures exist, associated with this boundary condition. The patterns corresponding to the lower branch have a large activated zone. T_{ch} appears as a control parameter rendering qualitative changes in the shape of the branches. For small values of T_{ch} , they are "open;" the situation changes when T_{ch} increases, and the branches are "closed." It is stability which selects between these branches. As we shall see later, the lower branch turns out to be the stable one. Figure 3 shows the forms of typical patterns for this case. Curves 1 and 2 correspond, respectively, to a lower and upper branch of $z_c(T_{ch}, k)$. The behavior of z_c vs k for the patterns in case (b) is depicted in Fig. 4. We see that there exists only one branch for each value of T_{ch} and k . Figure 5 shows typical patterns for this case.

The linear stability results for two-region patterns show that the structures obtained by imposing the Neumann BC at $-z_L$ [case (b)] are unstable, whereas for case (a), those corresponding to the lower (upper) branches in Fig. 2 are stable (unstable). Similarly to what was found in [4,5], the branches lying above the marginal-stability line (determined by the vertices of the closed curves) correspond to unstable stationary solutions, whereas those

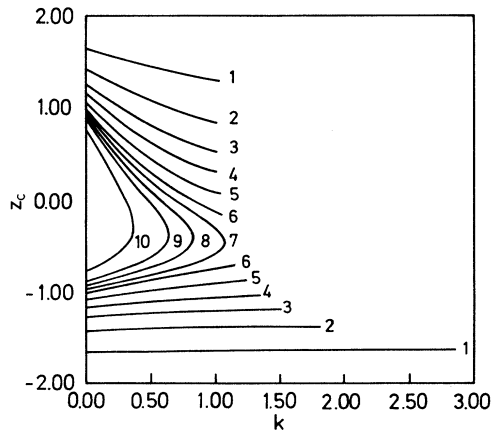


FIG. 2. Plot of z_c vs k for case (a). The existence of a maximum allowed value of k for each T_{ch} can be appreciated; moreover, the solutions are twofold. The values of T_{ch} for each curve are (1) 0.25, (2) 0.34, (3) 0.382, (4) 0.404, (5) 0.42, (6) 0.43, (7) 0.435, (8) 0.44, (9) 0.445, and (10) 0.455. A value of $z_L = 2$ has been adopted throughout.

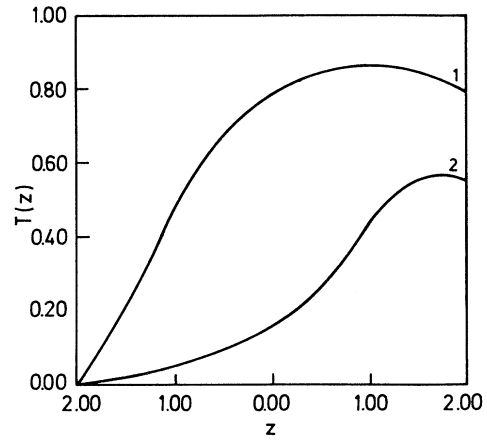


FIG. 3. Typical patterns arising in case (a), corresponding to $T_{ch} = 0.404$ and $k = 0.2$. Curve 1 (2) corresponds to the lower (upper) branch of curve 4 in Fig. (2). Note the difference in the areas of the activated region.

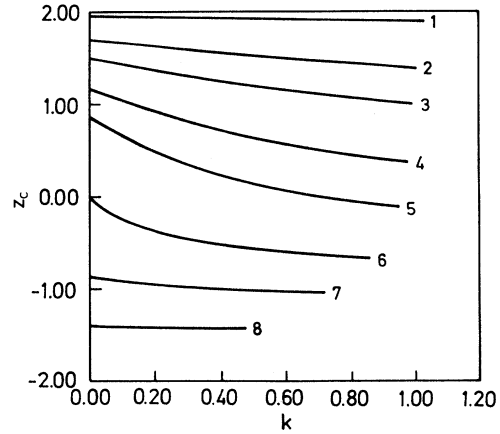


FIG. 4. Plot of z_c vs k for case (b). Here also a maximum allowed k exists, but in contrast with case (a) the curves are single valued. The values of T_{ch} for each curve are (1) 0.045, (2) 0.225, (3) 0.315, (4) 0.405, (5) 0.45, (6) 0.5, (7) 0.55, and (8) 0.65.

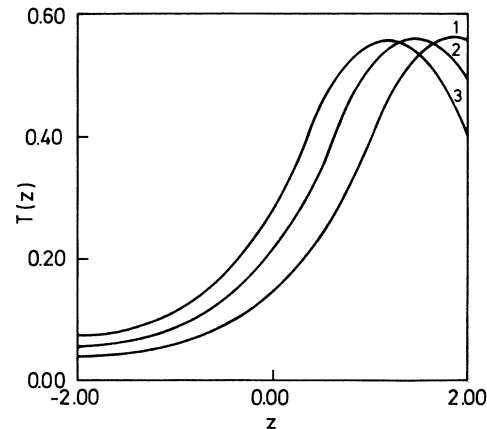


FIG. 5. Typical patterns arising in case (b), corresponding to $T_{ch} = 0.405$ and three different values of k : 0.11 (curve 1), 0.5 (curve 2), and 0.97 (curve 3).

below it are stable. It turned out that $T'_{c(\text{stable})} > T'_{c(\text{unstable})}$ as expected. From the result of the analysis of the patterns obtained in this work, and from others for similar systems [4,5], we can infer that the stable patterns are associated with the existence of an important activated region, which is equivalent to large dissipation. Comparing the areas above and below the T_{ch} level in the activated region, we see that stable patterns are associated with a larger upper area.

If we remember that $T=0$ is a stable stationary homogeneous solution, it is necessary to make a global stability analysis in order to resolve stable from metastable states. Figure 6, corresponding to case (a), shows \mathcal{F} as a function of the albedo parameter k , for different values of T_{ch} which correspond to the "open" branches in Fig. 2. The lower (upper) branch corresponds to the smaller (larger) value of z_c . The same feature for the "closed" branches can be seen in Fig. 7, where the cusp corresponds to the marginal stability point. The global analysis confirms the results obtained by linearization and, in addition, allows us to distinguish the stable from the metastable patterns. In fact, the inhomogeneous stationary structure is the stable solution for the whole physical k range, for values of T_{ch} lower or of the order of 0.32 (see Fig. 6). This situation changes when T_{ch} increases, and there are values of T_{ch} and k such that $T=0$ is the stable state and the nonuniform patterns are metastable (see Fig. 7). We see that k appears as a control parameter whose variation originates a change of the relative stability between locally stable structures. In Fig. 8 we show the behavior of the Lyapunov functional vs k for patterns in case (b). The curves are monotonically increasing with k , so the unstable patterns will become more unstable as k grows.

B. Three-region patterns

In the case of three-region patterns, there are no limitations on the value of k . As already stated, in the limit $k \rightarrow \infty$, we recover the Dirichlet BC. Three-region pat-

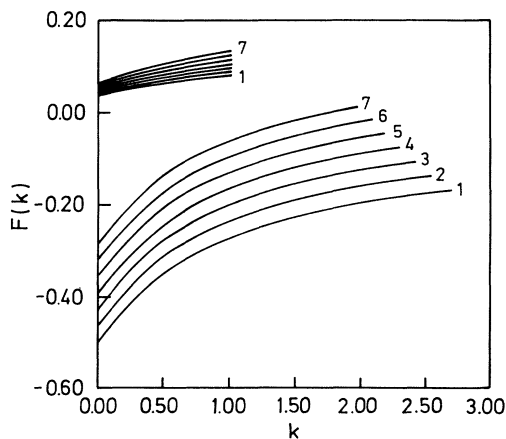


FIG. 6. The value that the Lyapunov functional takes on the stationary patterns of case (a), plotted against k , for the "open" branches in Fig. (2). The values of T_{ch} for each curve are (1) 0.26, (2) 0.27, (3) 0.28, (4) 0.29, (5) 0.30, (6) 0.31, and (7) 0.32.

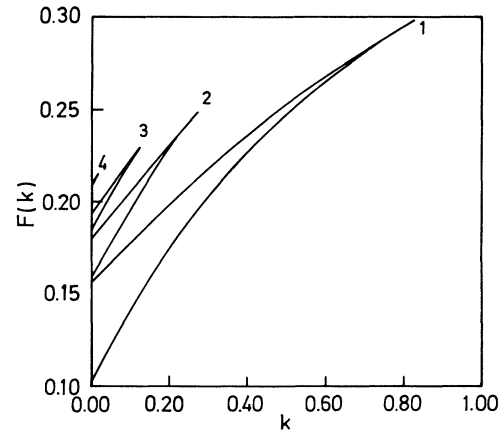


FIG. 7. The value that the Lyapunov functional takes on the stationary patterns of case (a), plotted against k , for the "closed" branches in Fig. (2). The values of T_{ch} for each curve are (1) 0.44, (2) 0.45, (3) 0.46, and (4) 0.47.

terns have two matching points indicating the limits between the activated and the unactivated regions. In Figs. 9 to 12 we show the behavior of z_c vs k , together with typical patterns for cases (c) and (d), respectively. Figure 9 shows that there exists only one pair of matching points for each value of k and T_{ch} , that is, only one nonuniform stationary solution associated with the external conditions (the same result was obtained for two-region patterns under an identical BC). These structures can only exist in a finite interval of k . Figure 10 shows typical patterns for this case. In Fig. 11, the behavior of z_c vs k is very different: we see that there exists a region where for each value of k and T_{ch} there are two pairs of values (z_{c1}, z_{c2}) (that is, two nonuniform stationary patterns). The external branch corresponds to structures with larger activated zones. Typical patterns for this case can be seen in Fig. 12, where the curve indicated as (1) [re-

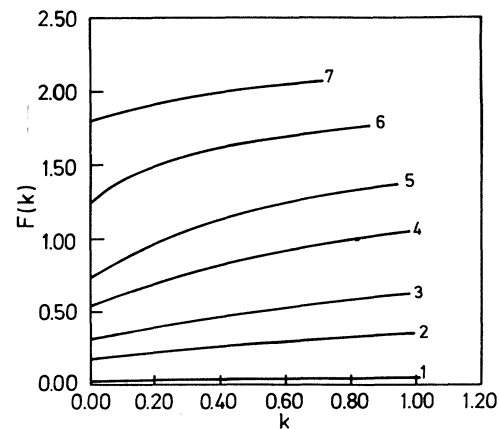


FIG. 8. The same as before, for case (b): The value of T_{ch} for each curve are (1) 0.045, (2) 0.225, (3) 0.315, (4) 0.405, (5) 0.45, (6) 0.5, and (7) 0.55.

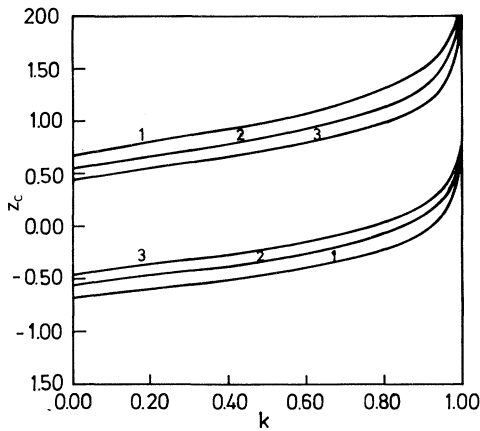


FIG. 9. Plot of the z_{ci} vs k for case (c). Note that the solutions are single valued: here the upper branch gives z_{c1} , and the lower one z_{c2} . The values of T_{ch} for each curve are (1) 0.405, (2) 0.36, and (3) 0.315.

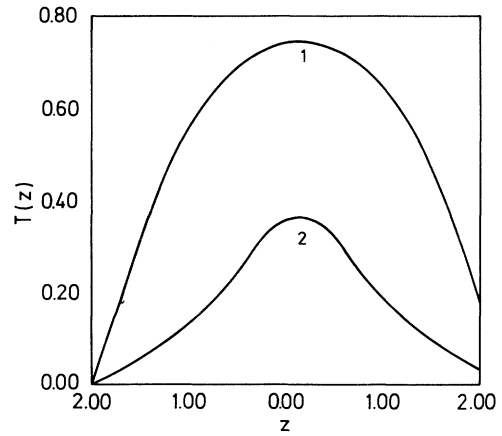


FIG. 12. Typical patterns arising in case (d), corresponding to $T_{ch}=0.29$ and $k=3.45$.

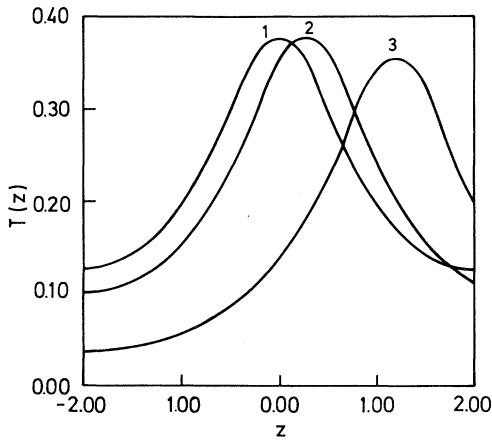


FIG. 10. Typical patterns arising in case (c), corresponding to $T_{ch}=0.315$ and three different values of k : 0.0 (curve 1), 0.504 (curve 2), and 0.99 (curve 3).

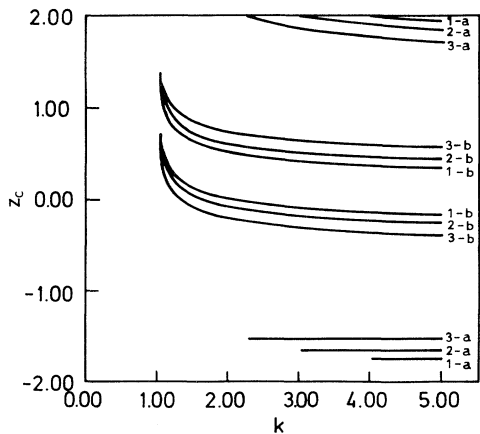


FIG. 11. Plot of the z_{ci} vs k for case (d). The solutions are twofold: the upper branches give z_{c1} , the lower ones z_{c2} . The values of T_{ch} for each curve are (1) 0.192, (2) 0.24, and (3) 0.0293.

spectively (2)] corresponds to an external (internal) branch.

The linear stability analysis performed on this type of structure shows that both the patterns of type (c) and the ones of type (d) associated with the internal branches are unstable, whereas structures associated with the external branch are locally stable. In Figs. 13 and 14 the behavior of the Lyapunov functional \mathcal{F} as a function of k can be seen for cases (c) and (d), respectively. In Fig. 13 we see that \mathcal{F} (associated, as already said, to unstable structures) is monotonically increasing with k and remains above 0, which is the value of \mathcal{F} for the only stable solutions under this BC (the homogeneous ones). In case (d), the behavior of \mathcal{F} is similar to the one obtained in the two-region case (open branches). The structures associated to the external branches in Fig. 11 are the stable solutions, and $T=0$ is the metastable one. The upper branches in Fig. 14 correspond to the internal branches, and they are related to the unstable solutions. These solutions are as-

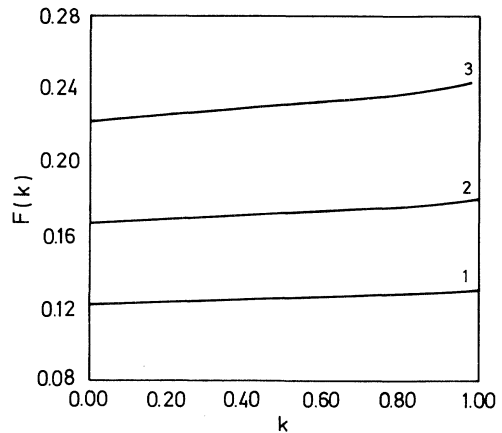


FIG. 13. The Lyapunov functional vs k in case (c), for different values of T_{ch} : 0.315 (curve 1), 0.36 (curve 2), and 0.405 (curve 3).

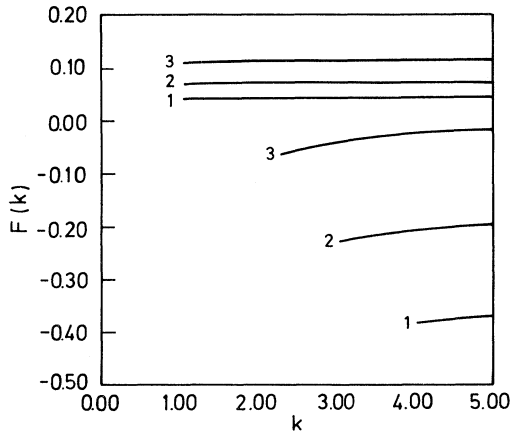


FIG. 14. As in Fig. (13) for case (d): $T_{ch}=0.192$ (curve 1), 0.24 (curve 2), and 0.293 (curve 3).

sociated with saddle points of the functional, whose value constitutes the “barrier” between attractors.

From the comparison of Figs. 6 and 14 (that is, for the only stable patterns, i.e., those corresponding to the Dirichlet-albedo BC), one can draw the following conclusions:

(i) For a given value of k , as T_{ch} decreases, both two- and three-region patterns become more stable, i.e., the corresponding value of \mathcal{F} becomes more negative.

(ii) Although two- and three-region patterns cannot coexist for the same values of T_{ch} and k , it can be seen that as k decreases (for fixed T_{ch}), the associated patterns become more stable. As a consequence, two-region patterns associated with the Dirichlet-Neumann BC result to be the most stable. Also, the “barrier” between these attractors and the homogeneous one ($T=0$) is the largest.

C. Periodic patterns

As was indicated in [9], the system has also analytic periodic solutions as long as the applied BC's (the same at both ends) are not Dirichlet BC's. Their local stability was analyzed in Ref. [9], finding that all these structures are unstable. With the aim of exploring whether the number of nodes of the proposed solution has any effect on the stability of the periodic patterns, we have analyzed the Lyapunov functional. Figure 15 shows the behavior of \mathcal{F} as a function of the number of nodes. A saturation effect appears as the number of nodes increases, for a fixed length. In all the cases, the value of the functional remains positive, showing the unstable character of this type of solution.

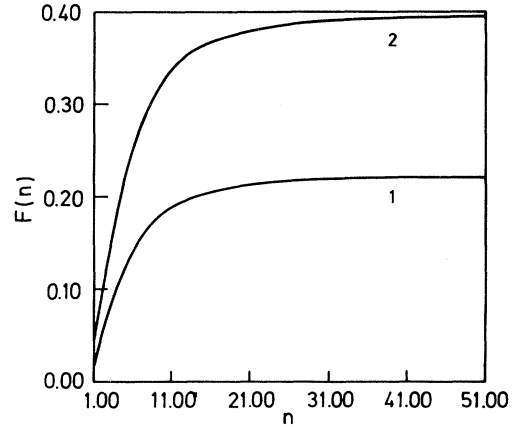


FIG. 15. The Lyapunov functional as a function of the number of nodes for periodic structures. Neumann BC's are assumed at both ends. (1) $T_{ch}=0.2$, (2) $T_{ch}=0.15$.

V. FINAL REMARKS

In this paper we have analyzed the effect of the boundary conditions on the formation and stability of stationary patterns and, in particular, the global stability of the resulting structures. We want to remark that the albedo BC has a very important influence on the formation and global stability of dissipative structures, which has been overlooked until recently [4,5,12]. The albedo parameter controls the shape of the patterns and their global stability. Its variation changes the value of the Lyapunov functional, and then induces changes between the stable and metastable states (it alters the relative stability). The unstable structures correspond to saddle points of the functional, and define the barrier between attractors. The numerical exploration of the extrema allows us to identify the nature of the solutions as an alternative to the linear stability analysis. This line of thought has been pioneered by Graham and collaborators [6], who have introduced the concept of nonequilibrium potentials. They have investigated the form of such Lyapunov-like functionals in several problems. The present work is a first step towards bringing these concepts into the realm of reaction-diffusion systems.

ACKNOWLEDGMENTS

The authors thank V. Grunfeld for a critical reading of the manuscript. Partial support from CONICET, Argentina, through grant No. PID 3366/92 is also acknowledged.

- [1] M. C. Cross and P. C. Hohenberg, *Rev. Mod. Phys.* **65**, 851 (1993); E. Meron, *Phys. Rep.* **218**, 1 (1992).
 [2] G. Nicolis and I. Prigogine, *Self-organization in Nonequilibrium Systems* (Wiley, New York, 1976); P. C. Fife, *Mathematical Aspects of Reacting and Diffusing Systems* (Springer-Verlag, Berlin, 1979); P. C. Fife, in *Nonequilibri-*

um Cooperative Phenomena in Physics and Related Fields, edited by M. G. Velarde (Plenum, New York, 1984), p. 371; G. Nicolis, T. Erneux, and M. Herschkowitz-Kaufman, in *Advances in Chemical Physics*, edited by I. Prigogine and S. Rice (Wiley, New York, 1978), Vol. 38; J. D. Murray, *Mathematical Biology* (Springer-Verlag, Ber-

- lin, 1985); C. Vidal and A. V. Pacault, *Evolution of Order and Chaos in Physics, Chemistry and Biology*, edited by H. Haken, Synergetics Series Vol. 17 (Springer-Verlag, Berlin, 1982); J. P. Keener, *SIAM J. Appl. Math.* **39**, 528 (1980); A. T. Winfree in *Theoretical Chemistry*, edited by H. Eyring and D. Henderson (Academic, New York, 1978), Vol. 4.
- [3] C. Borzi and H. S. Wio, *Phys. Lett. A* **160**, 247 (1991).
- [4] C. L. Schat and H. S. Wio, *Physica A* **180**, 295 (1992).
- [5] H. S. Wio, G. G. Izús, J. O. Ramírez, R. R. Deza, and C. Borzi, *J. Phys. A* **26**, 4281 (1993).
- [6] R. Graham and T. Tel, *Phys. Rev. A* **42**, 4661 (1990).
- [7] A. S. Mikhailov, *Foundations of Synergetics I* (Springer-Verlag, Berlin, 1990).
- [8] B. Ross and J. D. Lister, *Phys. Rev. A* **15**, 1246 (1977); R. Landauer, *ibid.* **15**, 2117 (1977).
- [9] D. Bedeaux, P. Mazur, and R. A. Pasmanter, *Physica A* **86**, 355 (1977); D. Bedeaux and P. Mazur, *ibid.* **105**, 1 (1981).
- [10] W. J. Skocpol, M. R. Beasley, and M. Tinkham, *J. Appl. Phys.* **45**, 4054 (1974).
- [11] S. P. Fedotov, *Phys. Lett. A* **176**, 220 (1993).
- [12] S. A. Hassan, M. N. Kuperman, H. S. Wio, and D. H. Zanette, *Physica A* **206**, 380 (1994); S. A. Hassan, D. H. Zanette, and H. S. Wio, *J. Phys. A* **27**, 5129 (1994).